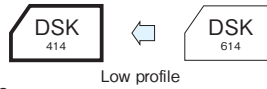


Coin Cell Capacitors

GREEN CAP

70°C

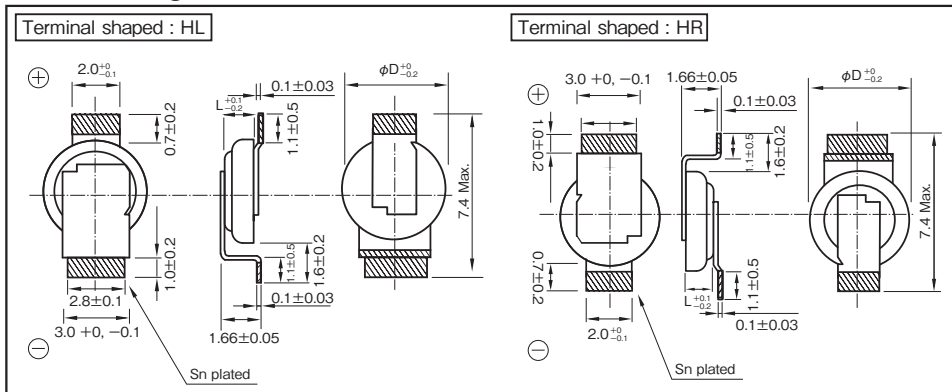
- Reflow soldering method available.
- Unlike batteries, the number of charging / discharging cycles unlimited and rapid charging / discharging is possible.
- Unlike batteries, excellent charge and discharge characteristics with no chemical reactions.
- $\phi 4.8 \times 1.71$ mm Max height type made lineup in the DSK series.



Specifications

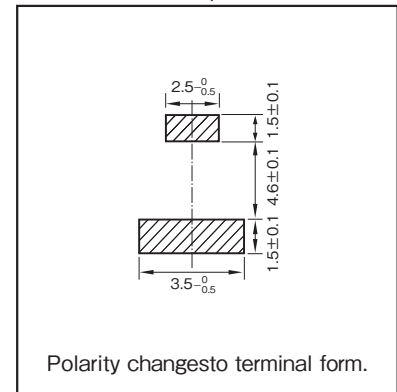
Item	Performance	
Series Name	DSK series	
Max. operating voltage (V)	3.3	
Category temperature range (°C)	-10 to +70	
Tolerance at rated capacitance (%)	-20 to +80	
Rated Capacitance (F)	0.07	
Internal resistance (Ω) at 1 kHz	100	
Characteristics at high and low temperature	Percentage of capacitance change	Within $\pm 50\%$ of the value at 20°C
	Internal resistance	Within ten times the initial specified value
Endurance	Test temperature	70°C
	Test time	500 hours
	Percentage of capacitance change	Within $\pm 30\%$ of the initial measured value
	Internal resistance	5k Ω or less
Shelf life	Test time : 500 hours ; Same as endurance.	
Applicable standards	Conforms to JIS C5160-1 2009 (IEC 62391-1 2006)	

Outline Drawing



Unit : mm

Recommended land pattern size Unit : mm



*Please consult with us about other terminal form

Part numbering system (3.3V0.07F, terminal shaped : HL)

DSK	—	3R3	H	703	T414	—	HL	L
Series code		Max. operating voltage symbol		Rated capacitance symbol	Additional symbol		Terminal shaped	Taping

Standard Ratings

Max. operating voltage (V)	Rated capacitance (F)	ELNA Parts No.	$\phi D \times L$ (mm)
3.3	0.07	DSK-3R3H703T414-HLL	4.8×1.4
		DSK-3R3H703T414-HRL	

*Reflow soldering condition : 181 page.

NOTE

Design, Specifications are subject to change without notice. Ask factory for technical specifications before purchase and/or use.