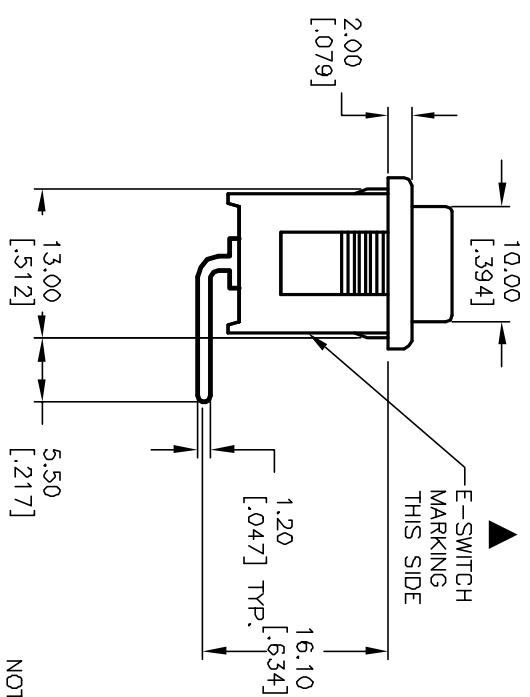
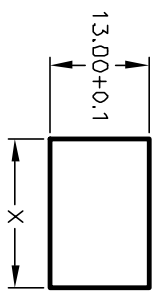


RECOMMENDED P.C.B. LAYOUT

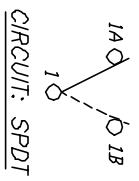


PANEL THICKNESS	X dimension
0.75-1.25 [.030-.049]	19.2-.01 [.756]
1.25-2.0 [.049-.079]	19.4-.01 [.764]
2.0-3.0 [.079-.118]	19.8-.01 [.780]



PANEL CUTOUT
NOT TO SCALE

SWITCH FUNCTION		PDS. 2
PDS. 1		DN
1-1a	OPEN	1-1b



CIRCUIT: SPDT

NOTES:

1. ALL DIMENSIONS IN MM [INCH]
2. GENERAL TOLERANCE: X.X=±0.4
X.XX=±0.25
3. TERMINAL NOS. FOR REF ONLY.
4. RATING: 15A @ 125VAC OR
6A @ 250VAC
5. MATERIALS: TERMINALS: Silver Plated Copper Alloy
CONTACTS: Coin Silver, Silver Plated
6. ELECTRIC LIFE: 10,000 cycles
7. CONTACT RESISTANCE: <20 Mega-OHMS
8. INSULATION RESISTANCE: >1000 Mega-OHMS
9. DIELECTRIC STRENGTH: >1500 V 1 minute
>3000 V between poles

E-SWITCH®

R1966C BLK BLK FR

REV.	ECN No.	DESCRIPTION	DATE	CHKD
B	11510	REVISED AND REDRAWN	1/30/02	CB

TITLE	SCALE	DATE	DR	DWG	REV
R1966C BLK BLK FR	1.5:1	5/25/01	CB	M302202	B

THE INFORMATION CONTAINED IN THIS DOCUMENT IS PROPRIETARY TO E-SWITCH AND IS NOT TO BE COPIED OR TRANSMITTED