
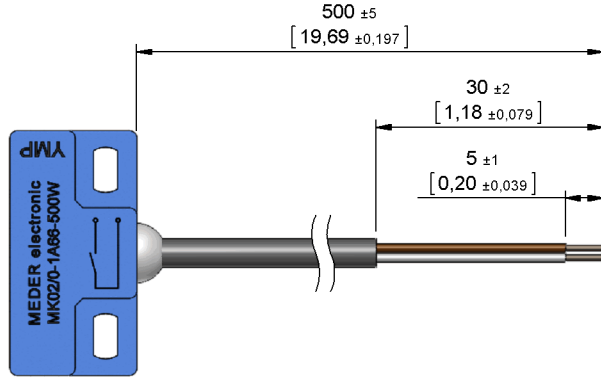


**Dimensions mm[inch]**  
 tolerances acc. to DIN ISO 2768-m  
 Toleranzen gem. DIN ISO 2768-m

**Isometric**  
 Scale 1:2  
 Maßstab 1:2



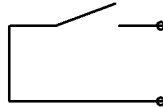
**Cable**

PVC LIYY 2x0,25qmm  
 colour of mantle: grey  
 colour of wires: white, brown  
 PVC LIYY 2x0,25qmm  
 Mantelfarbe: grau  
 Aderfarben: weiß, braun

**Terminals/Connector**

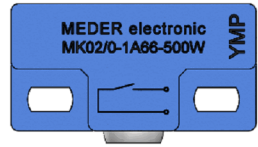
Ends tinned  
 Enden verzinkt

**Schematic**

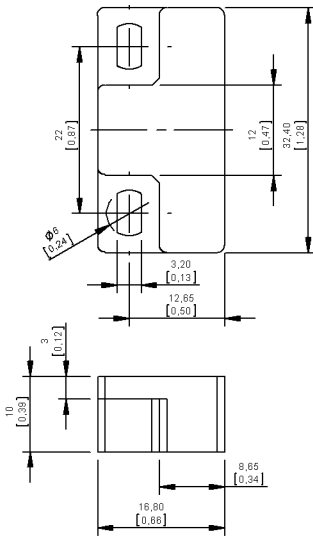


**Marking**

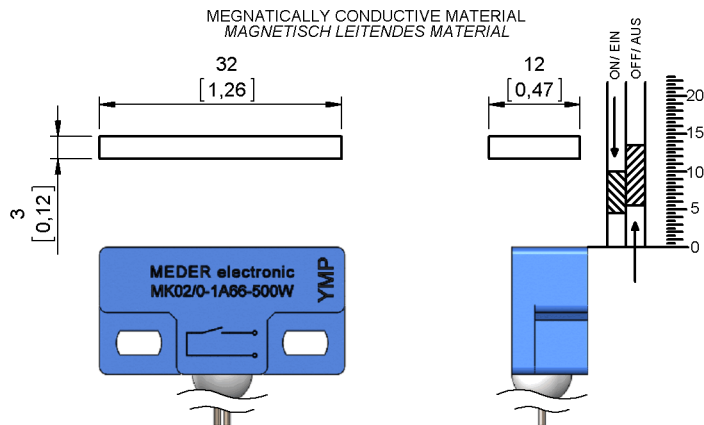
according to EN60062/factory code  
 gem. EN60062/Fertigungsstätte



**Housing**



**Switching distances**





Europe: +49 / 7731 8399 0 | Email: info@meder.com  
 USA: +1 / 508 295 0771 | Email: salesusa@meder.com  
 Asia: +852 / 2955 1682 | Email: salesasia@meder.com

Item No.:  
**2220711054**  
 Item:  
**MK02/0-1A66-500W**  
**MK02/0-1A71-500W**

*Products for tomorrow...*

Magnetic properties	Conditions	Min	Typ	Max	Unit
Pull in	at 20°C	4,5		10	mm
Drop out	at 20°C	5,5		13,5	mm
Test equipment		SV 002			

Special Product Data	Conditions	Min	Typ	Max	Unit
Contact - No.		66			
Contact - form		A - NO			
Contact rating	Any DC combination of V & A not to exceed their individual max.'s			10	W
operating voltage	DC or Peak AC			180	V
operating ampere	DC or Peak AC			1,25	A
Switching current	DC or Peak AC			0,5	A
Sensor-resistance	measured with 40% overdrive Sensor deactivated			240	mOhm
Housing material		PBT glass fibre reinforced			
Case color		blue			
Sealing compound		Polyurethan			

Environmental data	Conditions	Min	Typ	Max	Unit
Operating temperature	cabl not moved	-30		80	°C
Operating temperature	cabl moved	-5		80	°C
Storage temperature		-30		80	°C

Cable specification	Conditions	Min	Typ	Max	Unit
Cable typ		round cable			
Cable material		PVC			
Cross section		0,25 qmm			

General data	Conditions	Min	Typ	Max	Unit
Mounting advice		over 5m cable, a series resistor is recommended.			
mounting advice 1		Decreased switching distances by mounting on iron			
mounting advice 2		Don't use magnetically conductive screws			
tightening torque	Screw M3 ISO 1207 Disk ISO 7089			0,5	Nm

Modifications in the sense of technical progress are reserved

Designed at: 10.07.06    Designed by: ALICHTENSTEIN    Approval at: 09.10.07    Approval by: BUELTZHOEFFER  
 Last Change at: 15.11.12    Last Change by: OMUELLER    Approval at: 15.11.12    Approval by: TFRITSCHI    Version: 09