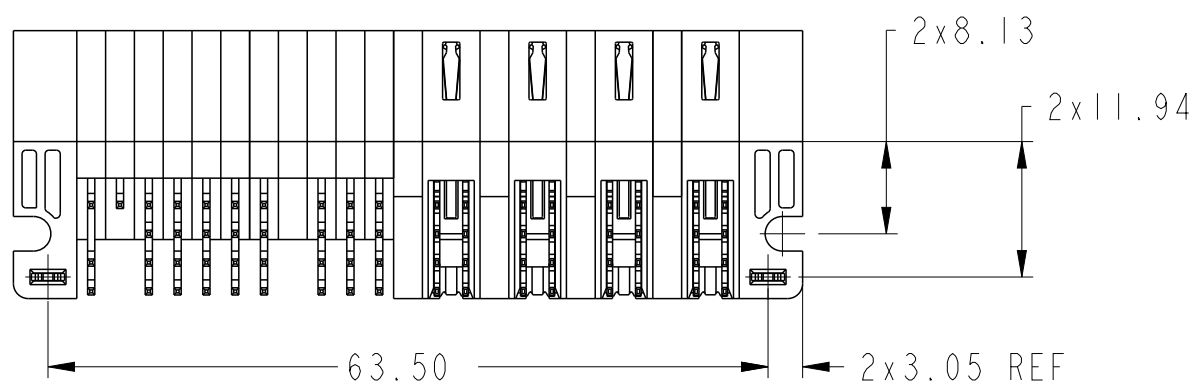
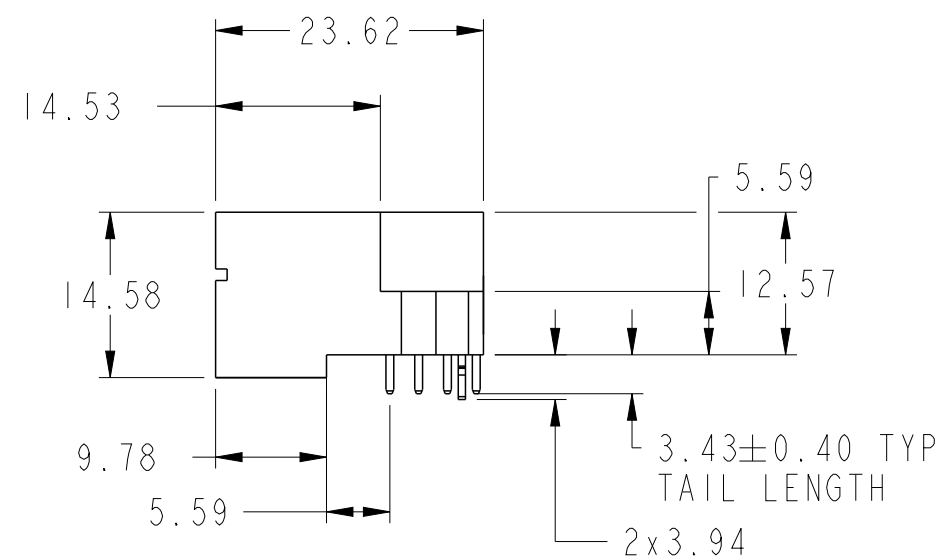
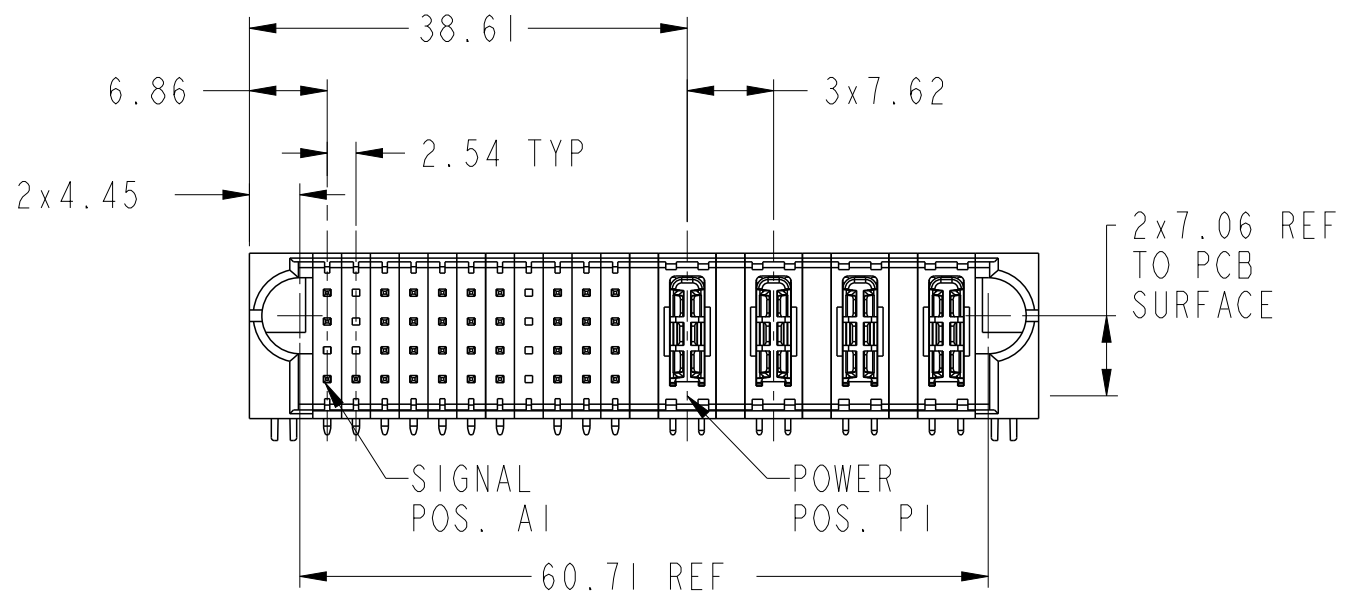
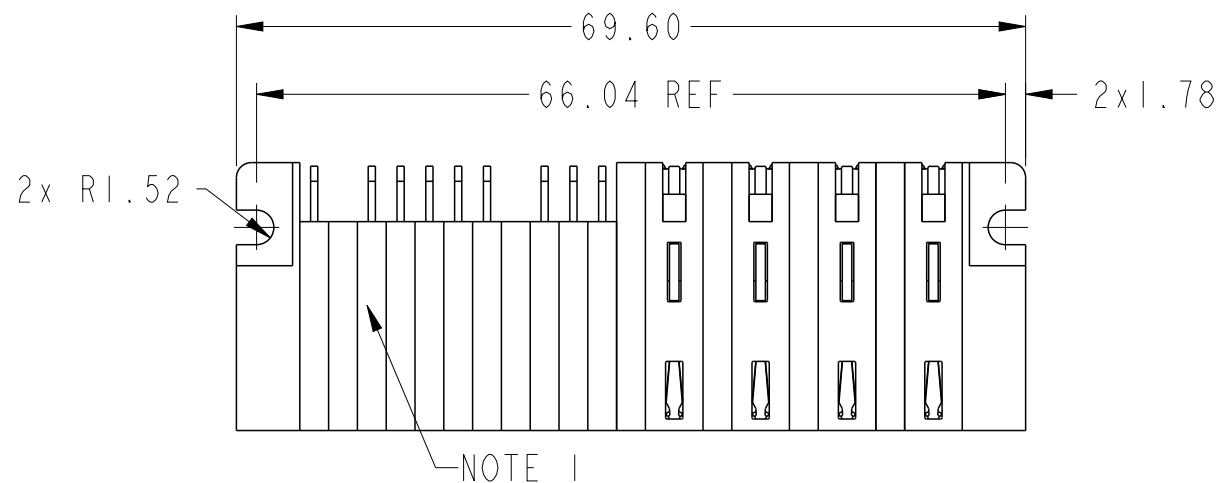


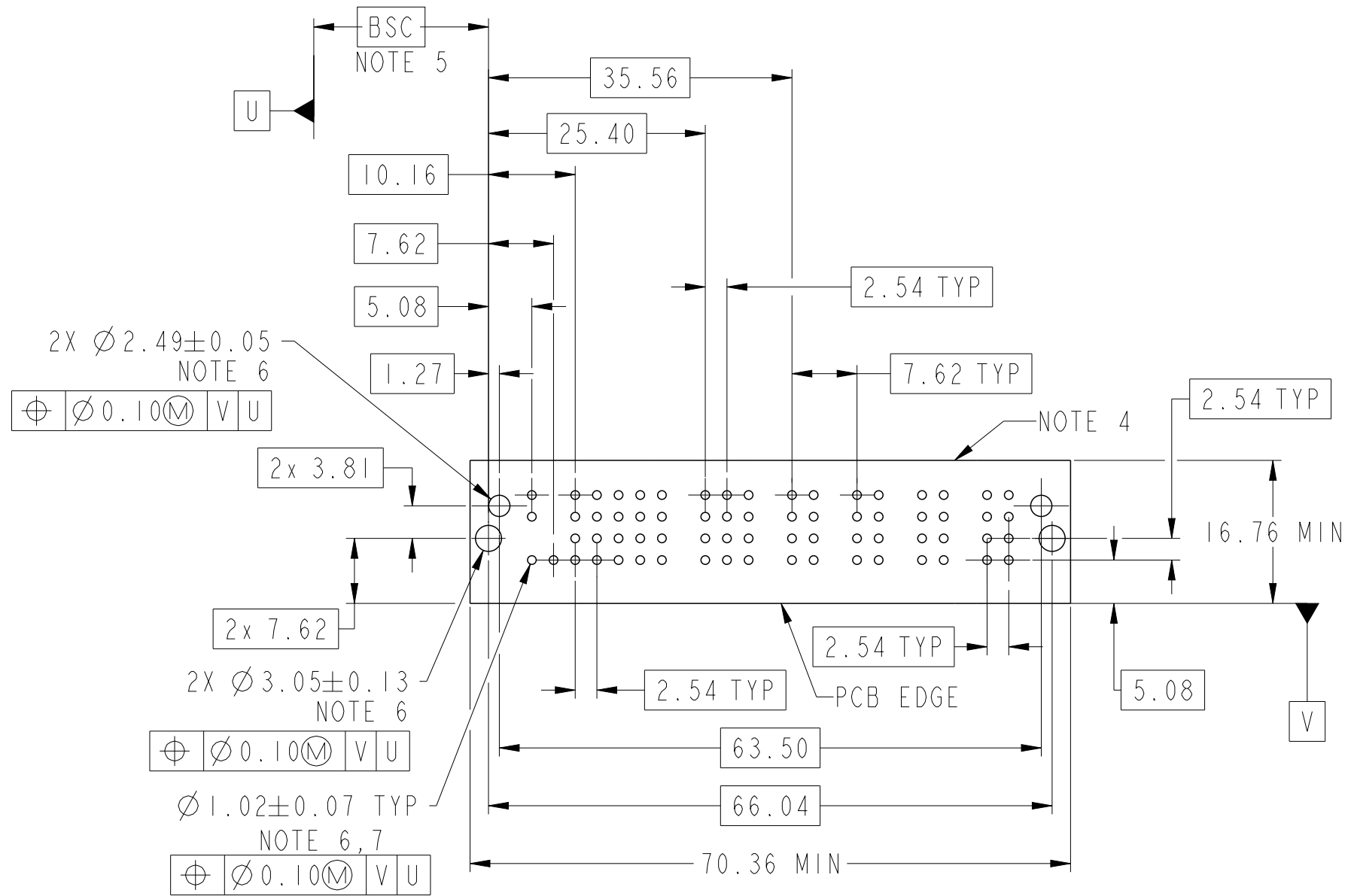
PRODUCT NUMBER SEE SHEET 2



spec ref	*	dr	Rainbow Zhan	2014/07/04	projection	MM	size	A3	scale	3:2
tolerance std	ASME Y14.5	eng	Rainbow Zhan	2014/07/15			ecn no	-	rel level	Released
TOLERANCES UNLESS OTHERWISE SPECIFIED		chr	Li-He	2014/07/14						
surface	<input checked="" type="checkbox"/> linear <input type="checkbox"/> angular	appr	Pei-Ming Zheng	2014/07/15	product family	PwrBlade+	rel level	Released		
ASME Y14.5	linear: 0.X ±0.5 0.XX ±0.25 0.XXX ±0.10 angular: 0° ±2°			title: 44S + 4ACP RA STB HEADER	cat. no.	Product - Customer Drw	dwg no: 10106116-4011101	rev: A	sheet 1 of 3	

Copyright FCI.
FCI

PRODUCT NO.	ROWS	SIGNAL											HIGH POWER				E1	E2
		E1	1	2	3	4	5	6	7	8	9	10	11	P1	P2	P3		
10106116-4011101LF	DCBA	U	X	U	U	U	U	U	X	U	U	U	H1	H1	H1	H1		
		T	X	T	T	T	T	T	X	T	T	T						
		X	X	S	S	S	S	S	X	S	S	S						
		R	R	R	R	R	R	R	X	R	R	R						



CODE	DESCRIPTION
E	MLBF SIGNAL CONTACT, ROW A (3.43)
H1	STD HIGH POWER CONTACT (3.43)
HA	METAL HOLD DOWN
R	STD SIGNAL CONTACT, ROW A (3.43)
S	STD SIGNAL CONTACT, ROW B (3.43)
T	STD SIGNAL CONTACT, ROW C (3.43)
U	STD SIGNAL CONTACT, ROW D (3.43)
X	OMITTED

dr	Rainbow Zhan	2014/07/04	projection	MM	size	A3	scale	3:2
eng	Rainbow Zhan	2014/07/15			ecn no		-	
chr	Li-He	2014/07/14			rel level		Released	
appr	Pei-Ming Zheng	2014/07/15	product family		PwrBlade+		-	
			title 44S + 4ACP RA STB HEADER			dwg no 10106116-4011101		rev A
www.fci.com			cat. no.		Product - Customer Drw			sheet 2 of 3

Copyright FCI.

NOTES:

- 1) "FCI", PART NUMBER AND DATE CODE TO BE MARKED ON THIS SURFACE.
THE MARK CAN BE OMITTED IF THERE IS NOT ENOUGH SPACE ON THIS SURFACE.
- 2) MATERIALS:
-HOUSING - GLASS FILLED WITH HIGH TEMP THERMOPLASTIC, UL94V-0.
-SIGNAL CONTACT - COPPER ALLOY.
-POWER CONTACT - HIGH CONDUCTIVITY COPPER ALLOY.
- 3) PLATING SPECIFICATION REFER TO FCI 10124315.
- 4) DENOTES CONNECTOR KEEP OUT ZONE.
- 5) DATUM AND BASIC DIMENIONS WERE ESTABLISHED BY CUSTOMER.
- 6) ALL HOLE DIAMETERS ARE FINISHED HOLE SIZES.
- 7) 1.15±0.025MM DRILLED HOLE PLATED WITH 0.00762MM MIN Sn
OVER 0.0254-0.0762MM Cu PLATING TO ACHIEVE A 1.02±0.07MM HOLE.
- 8) PRODUCT SPECIFICATION REFER TO FCI GS-12-658.
APPLICATION SPECIFICATION REFER TO FCI GS-20-141.
PRODUCT PACKAGED IN TRAYS, REFER TO FCI GS-14-1502.



Copyright FCI.

dr	Rainbow Zhan	2014/07/04	projection 	MM 	size	A3	scale	3:2		
eng	Rainbow Zhan	2014/07/15			ecn no	-				
chr	Li-He	2014/07/14			rel level	Released				
appr	Pei-Ming Zheng	2014/07/15	product family	PwrBlade+						
		title			44S + 4ACP	dwg no		10106116-4011101	rev	A
www.fci.com		cat. no.			Product - Customer Drw			sheet 3 of 3		