

PCB connection terminal block - MKDSP 50/ 2-17,5 - 1856126

Please be informed that the data shown in this PDF Document is generated from our Online Catalog. Please find the complete data in the user's documentation. Our General Terms of Use for Downloads are valid (<http://phoenixcontact.com/download>)



PCB terminal block, Nominal current: 192 A, Nom. voltage: 1000 V, Pitch: 17.5 mm, Number of positions: 2, Connection method: Screw connection, Mounting: Soldering, Conductor/PCB connection direction: 0 °, Color: green

The figure shows a 3-position version

Product Features

- Integrated test connection
- Unlimited 600 V UL approval
- Integrated protective guide



Key Commercial Data

Packing unit	1 pc
Custom tariff number	85369010
Country of origin	China

Technical data

Dimensions

Length	32 mm
Pitch	17.5 mm
Dimension a	17.5 mm
Width	37.5 mm
Constructional height	55 mm
Height	59 mm
Length of the solder pin	4 mm
Pin dimensions	1,4 x 1,4 mm
Hole diameter	2.4 mm

General

Insulating material group	I
---------------------------	---

PCB connection terminal block - MKDSP 50/ 2-17,5 - 1856126

Technical data

General

Rated surge voltage (III/3)	8 kV
Rated surge voltage (III/2)	8 kV
Rated surge voltage (II/2)	6 kV
Rated voltage (III/3)	1000 V
Rated voltage (III/2)	1000 V
Rated voltage (II/2)	1000 V
Connection in acc. with standard	EN-VDE
Nominal current I_N	192 A
Nominal cross section	50 mm ²
Maximum load current	192 A
Insulating material	PA
Solder pin surface	Sn
Inflammability class according to UL 94	V0
Stripping length	20 mm
Number of positions	2
Screw thread	M6
Tightening torque, min	5.5 Nm

Connection data

Conductor cross section solid min.	1.5 mm ²
Conductor cross section solid max.	70 mm ²
Conductor cross section flexible min.	1.5 mm ²
Conductor cross section flexible max.	70 mm ²
Conductor cross section flexible, with ferrule without plastic sleeve min.	1.5 mm ²
Conductor cross section flexible, with ferrule without plastic sleeve max.	50 mm ²
Conductor cross section flexible, with ferrule with plastic sleeve min.	1.5 mm ²
Conductor cross section flexible, with ferrule with plastic sleeve max.	50 mm ²
Conductor cross section AWG min.	16
Conductor cross section AWG max.	2/0
2 conductors with same cross section, solid min.	1.5 mm ²
2 conductors with same cross section, solid max.	16 mm ²
2 conductors with same cross section, stranded min.	1.5 mm ²
2 conductors with same cross section, stranded max.	16 mm ²
2 conductors with same cross section, stranded, TWIN ferrules with plastic sleeve, min.	1.5 mm ²
2 conductors with same cross section, stranded, TWIN ferrules with plastic sleeve, max.	16 mm ²

PCB connection terminal block - MKDSP 50/ 2-17,5 - 1856126

Classifications

eCl@ss

eCl@ss 5.1	27141134
eCl@ss 6.0	27141134

ETIM

ETIM 5.0	EC002643
----------	----------

Approvals

Approvals

Approvals


cULus Recognized / VDE Zeichengenehmigung / IEC60384-14 Scheme

Ex Approvals

Approvals submitted

Approval details

cULus Recognized		
	B	C
mm ² /AWG/kcmil	16-2/0	16-2/0
Nominal current I _N	160 A	160 A
Nominal voltage U _N	600 V	600 V

VDE Zeichengenehmigung 	
mm ² /AWG/kcmil	10-95
Nominal current I _N	232 A
Nominal voltage U _N	1000 V

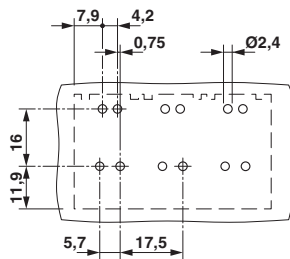
PCB connection terminal block - MKDSP 50/ 2-17,5 - 1856126

Approvals

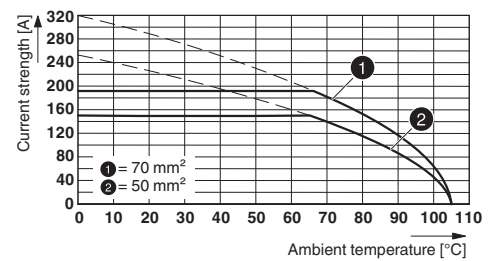
IECEE CB Scheme	
mm ² /AWG/kcmil	10-95
Nominal current I _N	232 A
Nominal voltage U _N	1000 V

Drawings

Drilling diagram



Diagram



Type: MKDSP 50/...-17,5-F

Dimensional drawing

