

PCB terminal block - PT 1.5/ 5-5.0-H BK - 1989476

Please be informed that the data shown in this PDF Document is generated from our Online Catalog. Please find the complete data in the user's documentation. Our General Terms of Use for Downloads are valid (<http://download.phoenixcontact.com>)

PC terminal block, Nominal current: 17.5 A, Nom. voltage: 400 V, Pitch: 5 mm, Number of positions: 5, Connection method: Screw connection, Mounting: Soldering, Conductor/PCB connection direction: 0°

Key commercial data

Packing unit	1
Minimum order quantity	100
GTIN	 4 017918 944315
Custom tariff number	85369010
Country of origin	GERMANY

Technical data

Dimensions / positions

Length	9 mm
Height	11.3 mm
Pitch	5 mm
Dimension a	20 mm
Number of positions	5
Pin dimensions	1,0 mm
Pin spacing	5 mm
Hole diameter	1.3 mm
Screw thread	M2,6
Tightening torque, min	0.35 Nm
Tightening torque max	0.4 Nm

Technical data

Range of articles	PT 1,5/..-H
Insulating material group	I
Rated surge voltage (III/3)	4 kV
Rated surge voltage (III/2)	4 kV
Rated surge voltage (II/2)	4 kV
Rated voltage (III/3)	250 V
Rated voltage (III/2)	400 V
Rated voltage (II/2)	630 V
Connection in acc. with standard	EN-VDE
Nominal current I_N	17.5 A
Nominal cross section	1.5 mm ²
Maximum load current	17.5 A
Insulating material	PA

PCB terminal block - PT 1.5/ 5-5.0-H BK - 1989476

Technical data

Technical data

Inflammability class according to UL 94	V0
Internal cylindrical gage	A 1
Stripping length	5 mm
Nominal voltage, UL/CUL Use Group B	300 V
Nominal current, UL/CUL Use Group B	18 A
Nominal voltage, UL/CUL Use Group D	300 V
Nominal current, UL/CUL Use Group D	10 A

Connection data

Conductor cross section AWG/kcmil min.	26
Conductor cross section AWG/kcmil max	14
2 conductors with same cross section, solid min.	0.2 mm ²
2 conductors with same cross section, solid max.	0.75 mm ²
2 conductors with same cross section, stranded min.	0.2 mm ²
2 conductors with same cross section, stranded max.	0.75 mm ²
2 conductors with same cross section, stranded, ferrules without plastic sleeve, min.	0.25 mm ²
2 conductors with same cross section, stranded, ferrules without plastic sleeve, max.	0.34 mm ²
2 conductors with same cross section, stranded, TWIN ferrules with plastic sleeve, min.	0.5 mm ²
2 conductors with same cross section, stranded, TWIN ferrules with plastic sleeve, max.	0.75 mm ²
Minimum AWG according to UL/CUL	26
Maximum AWG according to UL/CUL	12

Classifications

ETIM

ETIM 3.0	EC001121
ETIM 4.0	EC002643
ETIM 5.0	EC002643

UNSPSC

UNSPSC 11	34131203
UNSPSC 12.01	39121432
UNSPSC 13.2	39121432
UNSPSC 6.01	30211801
UNSPSC 7.0901	39121432

eCl@ss

eCl@ss 4.0	272607xx
eCl@ss 4.1	27141109
eCl@ss 5.0	27141190
eCl@ss 5.1	27141190

PCB terminal block - PT 1.5/ 5-5.0-H BK - 1989476

Classifications

eCl@ss

eCl@ss 6.0	27261101
eCl@ss 7.0	27440401

Approvals

Approvals


Approvals

UL Recognized / SEV / VDE Gutachten mit Fertigungsüberwachung / cUL Recognized / CCA / CCA / IECCEB Scheme / GOST / cULus Recognized


Ex Approvals

Approvals submitted

Approval details


UL Recognized 		
	B	D
mm ² /AWG/kcmil	26-12	26-12
Nominal current I _N	18 A	10 A
Nominal voltage U _N	300 V	300 V

SEV	
mm ² /AWG/kcmil	2.5
Nominal current I _N	16 A
Nominal voltage U _N	250 V

VDE Gutachten mit Fertigungsüberwachung 	
mm ² /AWG/kcmil	0.2-2.5
Nominal current I _N	24 A
Nominal voltage U _N	250 V

PCB terminal block - PT 1.5/ 5-5.0-H BK - 1989476

Approvals

cUL Recognized 


	B	D
mm ² /AWG/kcmil	26-12	26-12
Nominal current IN	18 A	10 A
Nominal voltage UN	300 V	300 V

CCA

mm ² /AWG/kcmil	0.2-2.5
Nominal current IN	24 A
Nominal voltage UN	250 V

CCA

mm ² /AWG/kcmil	2.5
Nominal current IN	16 A
Nominal voltage UN	250 V

IECEE CB Scheme 

mm ² /AWG/kcmil	0.2-2.5
Nominal current IN	24 A
Nominal voltage UN	250 V

GOST 

cULus Recognized 