

UPBV 4/10


Order No.: 3045897

The illustration shows the 6-position version

<http://eshop.phoenixcontact.de/phoenix/treeViewClick.do?UID=3045897>

Connectors, Type of connection: Screw connection, Screw connection,
Number of positions: 10, Cross section: 0.14 mm² - 6 mm²,
AWG 26 - 10, Width: 62 mm, Height: 47 mm, Color: gray

Commercial data

| | |
|--------------------------|---|
| GTIN (EAN) |  |
| sales group | A871 |
| Pack | 25 pcs. |
| Customs tariff | 85366990 |
| Catalog page information | Page 29 (NTK-2010) |

Product notes

WEEE/RoHS-compliant since:
01/01/2006

<http://www.download.phoenixcontact.com>
Please note that the data given here has been taken from the online catalog. For comprehensive information and data, please refer to the user documentation. The General Terms and Conditions of Use apply to Internet downloads.

Technical data

Dimensions

| | |
|--------|-------|
| Width | 62 mm |
| Length | 21 mm |
| Height | 47 mm |

Technical data

| | |
|----------------------------------|---|
| Maximum load current | 32 A (with 6 mm ² conductor cross section) |
| Rated surge voltage | 8 kV |
| Pollution degree | 3 |
| Surge voltage category | III |
| Insulating material group | I |
| Connection in acc. with standard | IEC 61984 |
| Nominal current I _N | 32 A |
| Nominal voltage U _N | 800 V |
| Number of positions | 10 |

Connection data

| | |
|---|----------------------|
| Conductor cross section solid min. | 0.14 mm ² |
| Conductor cross section solid max. | 6 mm ² |
| Conductor cross section stranded min. | 0.14 mm ² |
| Conductor cross section stranded max. | 6 mm ² |
| Conductor cross section AWG/kcmil min. | 26 |
| Conductor cross section AWG/kcmil max | 10 |
| Conductor cross section stranded, with ferrule without plastic sleeve min. | 0.14 mm ² |
| Conductor cross section stranded, with ferrule without plastic sleeve max. | 4 mm ² |
| Conductor cross section stranded, with ferrule with plastic sleeve min. | 0.14 mm ² |
| Conductor cross section stranded, with ferrule with plastic sleeve max. | 4 mm ² |
| 2 conductors with same cross section, solid min. | 0.14 mm ² |
| 2 conductors with same cross section, solid max. | 1.5 mm ² |
| 2 conductors with same cross section, stranded min. | 0.14 mm ² |
| 2 conductors with same cross section, stranded max. | 1.5 mm ² |
| 2 conductors with same cross section, stranded, TWIN ferrules with plastic sleeve, min. | 0.5 mm ² |
| 2 conductors with same cross section, stranded, TWIN ferrules with plastic sleeve, max. | 1 mm ² |
| 2 conductors with same cross section, stranded, ferrules without plastic sleeve, min. | 0.14 mm ² |
| 2 conductors with same cross section, stranded, ferrules without plastic sleeve, max. | 1.5 mm ² |

| | |
|---------------------------|------------------|
| Type of connection | Screw connection |
| Stripping length | 9 mm |
| Internal cylindrical gage | A4 |
| Screw thread | M3 |
| Tightening torque, min | 0.6 Nm |
| Tightening torque max | 0.8 Nm |

Certificates / Approvals



Certification

CUL, UL

Accessories

| Item | Designation | Description |
|-----------------|-------------|---|
| Assembly | | |
| 3040591 | PSH 3- 6 | Test plugs, Color: black |
| 3040601 | PSH 5-10 | Test plugs, Color: black |
| 3045567 | UPR/ 2 | Latching, Number of positions: 2, Color: orange |
| 3045570 | UPRZ | Latching, Number of positions: 2, Color: orange |
| 3045554 | UPZ/ 2 | Strain relief, Number of positions: 2, Color: black |

Bridges

| | | |
|---------|----------|---|
| 3030336 | FBS 2-6 | Plug-in bridge, Number of positions: 2, Color: red |
| 3030242 | FBS 3-6 | Plug-in bridge, Number of positions: 3, Color: red |
| 3030255 | FBS 4-6 | Plug-in bridge, Number of positions: 4, Color: red |
| 3030349 | FBS 5-6 | Plug-in bridge, Number of positions: 5, Color: red |
| 3030271 | FBS 10-6 | Plug-in bridge, Number of positions: 10, Color: red |

Covers

| | | |
|---------|----------------|--|
| 3060432 | DF-UPBV 2,5/ 4 | Cover flange, Length: 45.7 mm, Width: 4.5 mm, Height: 32 mm, Color: gray |
|---------|----------------|--|

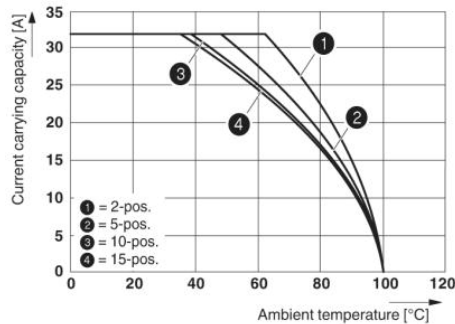
Plug/Adapter

| | | |
|---------|-----------|--------------------------------|
| 0201689 | MPS-IH BU | Insulating sleeve, Color: blue |
|---------|-----------|--------------------------------|

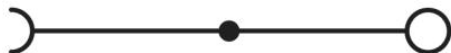
| | | |
|---------|-----------|---------------------------------|
| 0201676 | MPS-IH RD | Insulating sleeve, Color: red |
| 0201663 | MPS-IH WH | Insulating sleeve, Color: white |
| 0201744 | MPS-MT | Test plugs |
| 3030925 | PAI-4 | Test adapter, Color: gray |
| 3030996 | PS-6 | Test adapter, Color: red |

Tools

| | | |
|---------|-------------|--|
| 1205053 | SZS 0,6X3,5 | Actuation tool, for ST terminal blocks, insulated, also suitable for use as a bladed screwdriver, size: 0.6 x 3.5 x 100 mm, 2-component grip, with non-slip grip |
|---------|-------------|--|

Diagrams/Drawings**Diagram**

The figure shows the derating curve of the UT 4/1P... terminal block in connection with the UPVB 4 connector

Circuit diagram

Address

PHOENIX CONTACT Deutschland GmbH
Flachmarktstr. 8
32825 Blomberg, Germany
Phone +49 5235 3 12000
Fax +49 5235 3 41200
<http://www.phoenixcontact.de>



© 2011 Phoenix Contact
Technical modifications reserved;