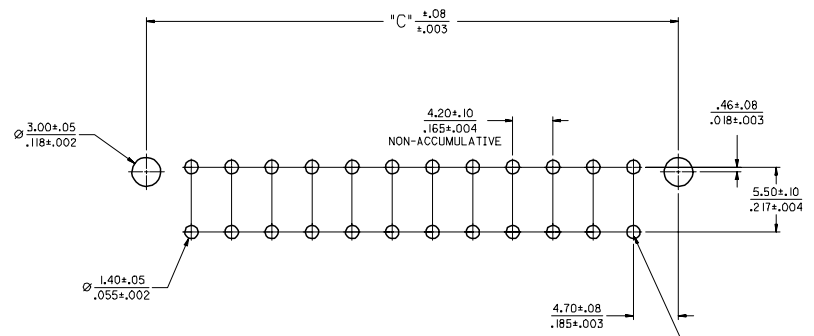
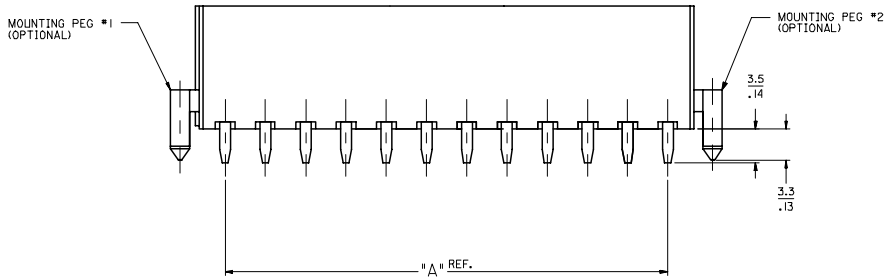
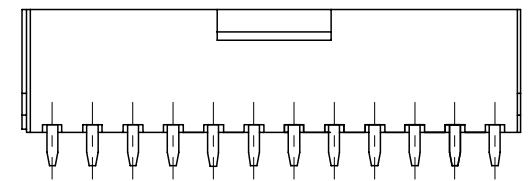


MATERIAL NUMBER	CKT SIZE	DRAIN HOLES	MOUNTING OPTION	FINISH	HOUSING MATERIAL
44206-0001	24 CKT.	WITH	BOTH PEGS	A	A
44206-0002	24 CKT.	WITH	NO PEGS	A	A
44206-0003	8 CKT.	WITH	BOTH PEGS	A	A
44206-0004	8 CKT.	WITH	PEG 1 ONLY	A	A
44206-0005	8 CKT.	WITH	PEG 2 ONLY	A	A
44206-0006	8 CKT.	WITH	NO PEGS	A	A
44206-0007	24 CKT.	WITH	PEG 2 ONLY	A	A



RECOMMENDED HOLE LAYOUT FOR .070/(1.78) MAX. THICK P. C. BOARD
(SEE NOTE 6)



44206 SERIES
(SHOWN WITHOUT MOUNTING PEGS)

NOTES:

- 1) HOUSING MATERIAL:
 - A - NYLON 6/6, ULL, 94V-2, COLOR: NATURAL.
 - B - NYLON 6/6, ULL, 94V-0, COLOR: NATURAL.
- TERMINAL MATERIAL: BRASS ALLOY 260
- 2) FINISH
 - A - .000035/(.00090) MIN. BRIGHT TIN OVER .000020/(.00050) MIN. COPPER.
 - *B - .000030/(.00076) MIN. SELECT GOLD AND .000100/(.00254) MIN. SELECT MATTE TIN OVER .000050/(.00127) MIN. NICKEL OVERALL.
 - *C - .000015/(.00038) MIN. SELECT GOLD AND .000100/(.00254) MIN. SELECT MATTE TIN OVER .000050/(.00127) MIN. NICKEL OVERALL.
 - D - .000100/(.00254) MIN. BRIGHT TIN OVER .000050/(.00127) MIN. NICKEL.
- *THE PRIMARY SHIPPING CARTON WILL BE LABELED "COMPLIANT TO ROHS DIRECTIVE 2002/95/EC AND ELV ANNEX II OF DIRECTIVE 2000/53/EC". CARTONS WITHOUT THIS LABEL MAY CONTAIN PRODUCT WITH TIN-LEAD PLATING.
- 3) PRODUCT SPECIFICATION AND PROCESSING PARAMETERS: SEE: PS-5556-0001.
- 4) PART MATES WITH MINI-FIT JR. RECEPTACLE *5557.
- 5) MOUNTING OPTIONS: SEE CHART
- 6) LOCATION OF 3.00/(.118) DIA. HOLES ON P.C. BOARD IS FOR OPTIONAL PEGS.
- 7) CONNECTOR ASSEMBLIES ARE NOT TO BE MATED OR UNMATED WHILE CIRCUITS ARE LIVE.
- 8) CONNECTORS ARE NOT TO BE MATED OR UN-MATED WHILE CIRCUITS ARE LIVE.

CIRCUIT SIZE	DIM. "A"	DIM. "B"	DIM. "C"
8	.50 (12.6)	.71 (18.0)	.866 (22.00)
10	.66 (16.8)	.87 (22.2)	1.031 (26.20)
12	.83 (21.0)	1.04 (26.4)	1.197 (30.40)
14	.99 (25.2)	1.20 (30.6)	1.362 (34.60)
16	1.16 (29.4)	1.37 (34.8)	1.528 (38.80)
18	1.32 (33.6)	1.54 (39.0)	1.693 (43.00)
20	1.49 (37.8)	1.70 (43.2)	1.858 (47.20)
22	1.65 (42.0)	1.87 (47.4)	2.024 (51.40)
24	1.82 (46.2)	2.03 (51.6)	2.189 (55.60)

TRANSFORM. DESIGN CONTROL EC NO: UCP2005-245Z DR: MCK STEWART 2005/05/09 CHK: KAPULGAR 2005/05/11 APPR: MARGULLI 2005/05/16	QUALITY SYMBOLS ▽=0 ▽=0	GENERAL TOLERANCES (UNLESS SPECIFIED)		DIMENSION STYLE MM/IN		SCALE 4:1	DESIGN UNITS METRIC	THIRD ANGLE PROJECTION
		4 PLACES ± .005 3 PLACES ± .005 2 PLACES ± 0.13 1 PLACE ± 0.25	mm INCH	DRAWN BY L. MOSLEY DATE 07/03/98	CHECKED BY BANDURA DATE 07/03/98	APPROVED BY EDGLEY DATE 07/03/98	MATERIAL NO. SEE CHART	DOCUMENT NO. SDA-44206-001
DRAFT WHERE APPLICABLE MUST REMAIN WITHIN DIMENSIONS		THIS DRAWING CONTAINS INFORMATION THAT IS PROPRIETARY TO MOLEX INCORPORATED AND SHOULD NOT BE USED WITHOUT WRITTEN PERMISSION						