

Multi-Turn Trimmer

Model 66



Features:

- 3/8" square
- Cermet



Electrical

Standard Resistance Range	10 Ohms to 2 Megohms
Standard Resistance Tolerance	±10% (<100 Ohms = ±20%)
Input Voltage	200 Vdc Max. or rms not to exceed power rating
Slider Current	100 mA Max. or within rated power, whichever is less
Power Rating	0.5 Watts at 70°C derating to 0 at 125°C
End Resistance	2 Ohms Max.
Actual Electrical Travel	20 turns nominal
Dielectric Strength	1,000 Vrms
Insulation Resistance	1,000 Megohms Min.
Resolution	Essentially infinite
Contact Resistance Variation	1% or 1 Ohm Max., whichever is greater

Environmental

Seal	85°C Fluorinert® (No Leaks)
Temperature Coefficient	±100 ppm/°C (<100 Ohms = ±250 ppm/°C)
Operating Temperature Range	-65°C to +150°C
Thermal Shock	Five cycles -65°C to +150°C (1% ΔRT, 1% ΔVR)
Moisture Resistance	Ten 24 hour cycles (1% ΔRT, IR 1,000 Megohms Min.)
Shock	6 ms sawtooth, 100 G's (1% ΔRT, 1% ΔVR)
Vibration	20 G's, 10 to 2,000 Hz (1% ΔRT, 1% ΔVR)
High Temperature Exposure	250 hours at 125°C (2% ΔRT, 2% ΔVR)
Rotational Life	200 cycles (3% ΔRT)
Load Life	1,000 hours at 70°C & 0.5 Watts (2% ΔRT)
Resistance to Solder Heat	260°C for 10 sec. (1% ΔRT)

General Note

TT Electronics reserves the right to make changes in product specification without notice or liability. All information is subject to TT Electronics' own data and is considered accurate at time of going to print.

TT Electronics | BI Technologies
4200 Bonita Place, Fullerton, CA USA 92835-1053 | Ph: +1 714-447-2300
www.ttelectronics.com | sensors@ttelectronics.com

Multi-Turn Trimmer

Model 66



Mechanical

Mechanical Stops	Clutch action, both ends
Torque, Starting	5 oz.-in. Max. (0.035 N-m)
Weight	0.04 oz. nominal (1.1 grams)

Packaging Information

Standard (no code): Boxes. Capacity = 100 units for 66W. 50 units for all other pin styles.

Option (TR code, available for 66W & 66X only): Tape & Reel. All units oriented with #1 pin to the right of the direction of feed.

Tape	Width =	18 mm
	Sprocket =	Single hole, 0.050" spacing
	Capacity =	1,000 units
	Seat plane to centerline of sprocket hole =	0.71" (18 mm)
Reel	Diameter =	14" (363 mm)

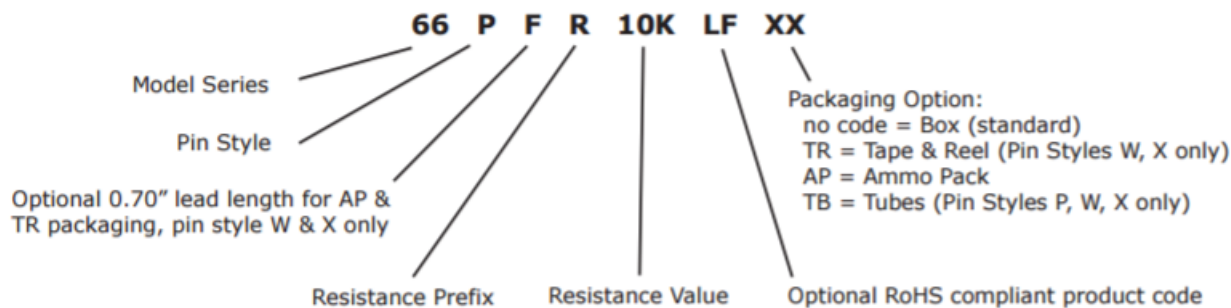
Option (AP code, available for 66X & 66W only): Ammo Pack. All units oriented with #1 pin to the right of the direction of feed.

Ammo	Tape Fold =	12" (305 mm)
	Box =	1.8" x 13" x 10" (46 mm x 330 mm x 254 mm)

Option (TB code): Tubes. All units oriented with #1 pin to same side. Tube capacity = 50 units.

	Pin Style	P	W	X
Dimensions	Width =	0.57"	0.28"	0.28"
	Height =	0.66"	0.93"	0.93"
	Length =	20.9"	20.6"	24.4"

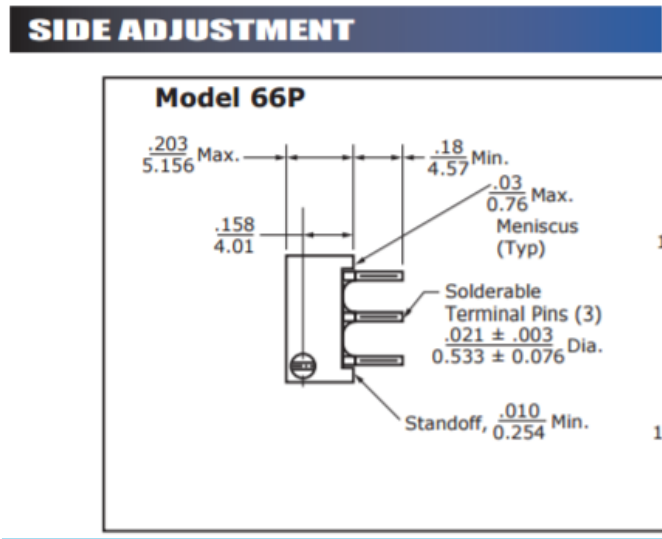
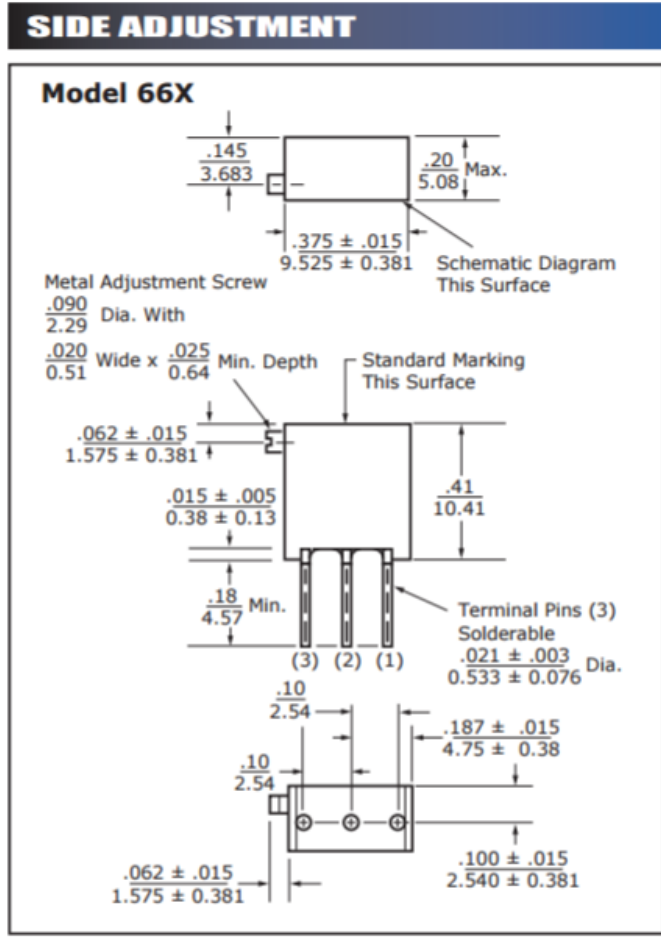
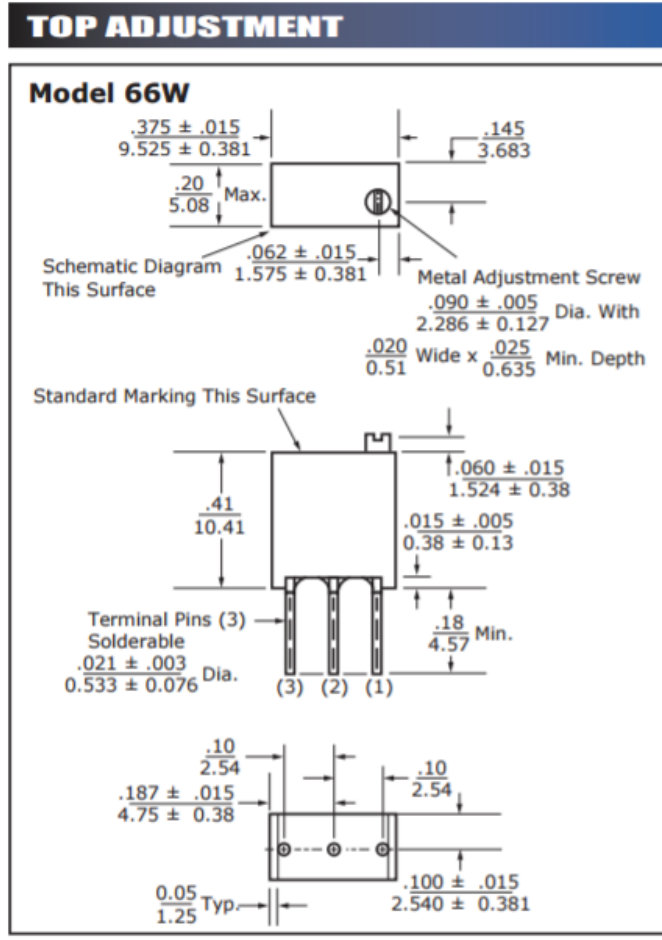
Ordering Information



General Note
 TT Electronics reserves the right to make changes in product specification without notice or liability. All information is subject to TT Electronics' own data and is considered accurate at time of going to print.

TT Electronics | BI Technologies
 4200 Bonita Place, Fullerton, CA USA 92835-1053 | Ph: +1 714-447-2300
 www.ttelectronics.com | sensors@ttelectronics.com

Outline Drawings



General Note
 TT Electronics reserves the right to make changes in product specification without notice or liability. All information is subject to TT Electronics' own data and is considered accurate at time of going to print.

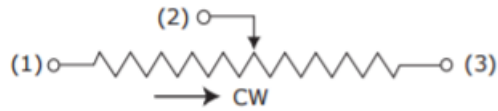
TT Electronics | BI Technologies
 4200 Bonita Place, Fullerton, CA USA 92835-1053 | Ph: +1 714-447-2300
 www.ttelectronics.com | sensors@ttelectronics.com

Multi-Turn Trimmer

Model 66



Circuit Diagram



Standard Resistance Values

10	100	1K	10K	50K	250K	2Meg
20	200	2K	20K	100K	500K	
50	500	5K	25K	200K	1Meg	

General Note

TT Electronics reserves the right to make changes in product specification without notice or liability. All information is subject to TT Electronics' own data and is considered accurate at time of going to print.

TT Electronics | BI Technologies
4200 Bonita Place, Fullerton, CA USA 92835-1053 | Ph: +1 714-447-2300
www.ttelectronics.com | sensors@ttelectronics.com