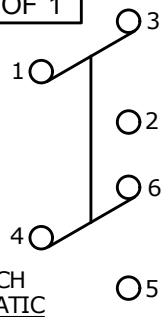

SWITCH SCHEMATIC

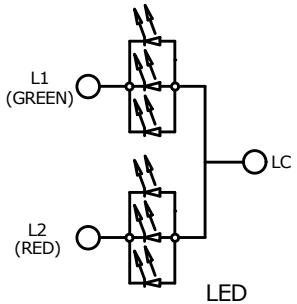

LED SCHEMATIC

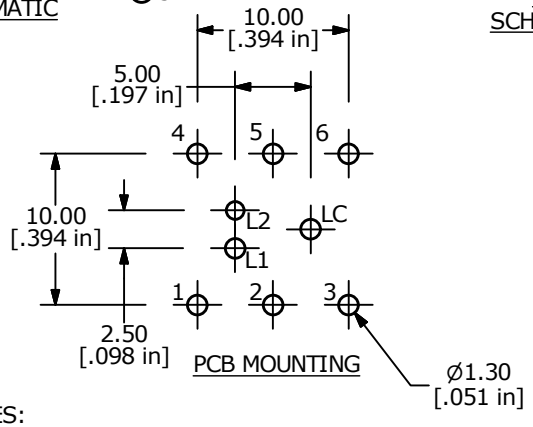

PCB MOUNTING

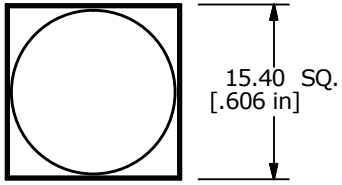



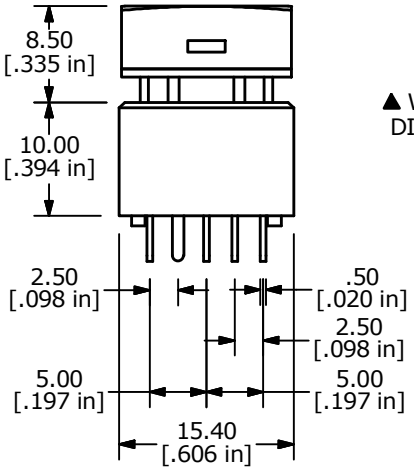

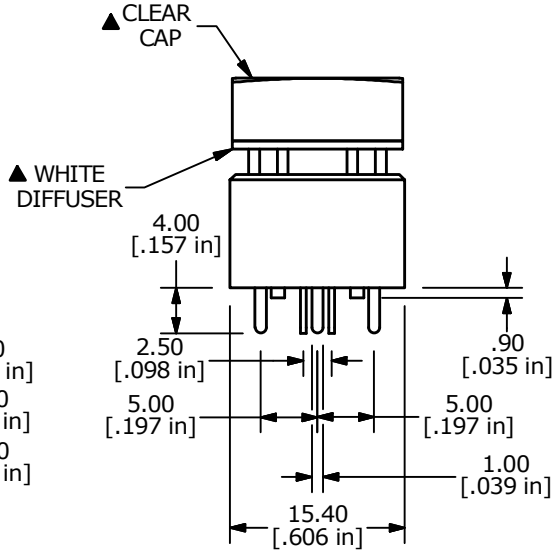

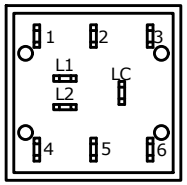

NOTES:
1. ALL DIMENSIONS IN MM
2. GENERAL TOLERANCE: X.X=±0.4
   X.XX=±0.25
3. TERM. NOS. FOR REFERENCE ONLY.
▲ 4. CONTACT RATING: 0.1A MAX. @ 28VDC
5. CONTACT MATERIAL: GOLD
6. ELECTRICAL LIFE: 200,000 Typical
7. MECHANICAL LIFE:
   1,000,000 CYCLES TYP.
8. OPERATING TEMP: -20°C TO +70°C
9. OPERATING FORCE: 300 ± 150 gf
10. CONTACT RESISTANCE:
    100 MILLI-OHM INITIAL TYP. MAX.
11. INSULATION RESISTANCE:
    500VDC, 100 MΩ MIN.
12. DIELECTRIC STRENGTH:
    1000 VAC FOR 1 MINUTE
13. TRAVEL TO MAKE: 2.20mm ± 0.2 LATCHING
14. 2002/95/EC (ROHS) COMPLIANT
15. ▲ DENOTES CRITICAL PARAMETER
▲ 16. LED COLOR: RED: 3 CHIPS; 1.7VDC, @20mA TYP.
    GRN: 3 CHIPS; 2.1VDC, @20mA TYP.

REV	PCR NO	DESCRIPTION	DATE	BY
G	22339	UPDATED CONTACT RATING	6/7/16	MJR
F	19737	CORRECT TERMINALS	03/07/11	BMA

THE INFORMATION CONTAINED IN THIS DOCUMENT IS PROPRIETARY TO E-SWITCH AND IS NOT TO BE COPIED OR TRANSFERRED

E-SWITCH®

TITLE ULP22EEP1RSSCL1GRNRED

SCALE	DATE	DR	DWG	REV
1.5:1	3/7/2008	BF	B800009	G