

## PCB terminal block - KDS - 1701023

Please be informed that the data shown in this PDF Document is generated from our Online Catalog. Please find the complete data in the user's documentation. Our General Terms of Use for Downloads are valid (<http://download.phoenixcontact.com>)



PCB terminal block, Nominal current: 17.5 A, Nom. voltage: 400 V, Pitch: 5 mm, Number of positions: 1, Connection method: Screw connection, Mounting: Soldering, Conductor/PCB connection direction: 0°, Color: green, The article can be aligned to create different nos. of positions!

The illustration shows a combination as a 15-position version



### Key commercial data

Packing unit	1
Minimum order quantity	50
Catalog page	Page 103 (CC-2007)
GTIN	 4 017918 022945
Custom tariff number	85369010
Country of origin	POLAND

### Technical data

#### Dimensions / positions

Length	18.6 mm
Pitch	5 mm
Number of positions	1
Pin dimensions	1,1 x 0,8 mm
Hole diameter	1.4 mm
Screw thread	M2,6
Tightening torque, min	0.4 Nm
Tightening torque max	0.5 Nm

#### Technical data

Range of articles	KDS
Insulating material group	I
Rated surge voltage (III/3)	4 kV
Rated surge voltage (III/2)	4 kV
Rated surge voltage (II/2)	4 kV
Rated voltage (III/3)	250 V

# PCB terminal block - KDS - 1701023

## Technical data

### Technical data

Rated voltage (III/2)	400 V
Rated voltage (II/2)	630 V
Connection in acc. with standard	EN-VDE
Nominal current I <sub>N</sub>	17.5 A
Nominal cross section	1.5 mm <sup>2</sup>
Maximum load current	24 A (with 2.5 mm <sup>2</sup> conductor cross section)
Insulating material	PA
Inflammability class according to UL 94	V2
Stripping length	10 mm
Nominal voltage, UL/CUL Use Group B	250 V
Nominal current, UL/CUL Use Group B	15 A
Nominal voltage, UL/CUL Use Group C	50 V
Nominal current, UL/CUL Use Group C	15 A

### Connection data

Conductor cross section solid min.	0.14 mm <sup>2</sup>
Conductor cross section solid max.	2.5 mm <sup>2</sup>
Conductor cross section stranded min.	0.14 mm <sup>2</sup>
Conductor cross section stranded max.	1.5 mm <sup>2</sup>
Conductor cross section stranded, with ferrule without plastic sleeve min.	0.25 mm <sup>2</sup>
Conductor cross section stranded, with ferrule without plastic sleeve max.	1 mm <sup>2</sup>
Conductor cross section stranded, with ferrule with plastic sleeve min.	0.25 mm <sup>2</sup>
Conductor cross section stranded, with ferrule with plastic sleeve max.	1 mm <sup>2</sup>
Conductor cross section AWG/kcmil min.	26
Conductor cross section AWG/kcmil max	14
2 conductors with same cross section, solid min.	0.14 mm <sup>2</sup>
2 conductors with same cross section, solid max.	0.75 mm <sup>2</sup>
2 conductors with same cross section, stranded min.	0.14 mm <sup>2</sup>
2 conductors with same cross section, stranded max.	0.5 mm <sup>2</sup>
Minimum AWG according to UL/CUL	30
Maximum AWG according to UL/CUL	14

## Classifications

### eClass

eCl@ss 4.0	27141109
eCl@ss 4.1	27141109
eCl@ss 5.0	27141190
eCl@ss 5.1	27141190
eCl@ss 6.0	27261101

# PCB terminal block - KDS - 1701023

## Classifications

### eclass

eCl@ss 7.0	27440401
------------	----------

### etim

ETIM 3.0	EC001121
ETIM 4.0	EC002643
ETIM 5.0	EC002643

### unspsc

UNSPSC 6.01	30211801
UNSPSC 7.0901	39121432
UNSPSC 11	39121432
UNSPSC 12.01	39121432
UNSPSC 13.2	39121432

## Approvals

### Approvals


#### Approvals


CSA / UL Recognized / SEV / GOST / CCA

#### Ex Approvals

#### Approvals submitted

### Approval details

CSA 		
	B	C
mm <sup>2</sup> /AWG/kcmil	24-12	24-12
Nominal current I <sub>N</sub>	10 A	10 A
Nominal voltage U <sub>N</sub>	300 V	50 V

UL Recognized 			
		B	C
mm <sup>2</sup> /AWG/kcmil	30-14	30-14	
Nominal current I <sub>N</sub>	15 A	15 A	

# PCB terminal block - KDS - 1701023

## Approvals

SEV	
mm <sup>2</sup> /AWG/kcmil	2.5
Nominal voltage UN	250 V



CCA	
mm <sup>2</sup> /AWG/kcmil	2.5
Nominal voltage UN	250 V

## Accessories

### Accessories

### Assembly

PCB terminal block - RZ 2,5 - 1701052



Pitch spacer, raises the pitch by 2.5 mm, interlocks with terminal block of the same shape, color: green

PCB terminal block - TP-KDS/GKDS - 1701793



PCB terminal block

## Bridges

Insertion bridge - EB 2- 5 - 1401158



Insertion bridge, Number of positions: 2, Color: gray

## PCB terminal block - KDS - 1701023

### Accessories

Insertion bridge - EB 3- 5 - 1401145



Insertion bridge, Number of positions: 3, Color: gray

---

### Marking

Marker cards - SK 5/3,8:FORTL.ZAHLEN - 0804183



Marker cards, Card, white, Labeled, Horizontal: Consecutive numbers 1 - 10, 11 - 20, etc. up to 91 - (99)100, Mounting type: Adhesive, For terminal block width: 5 mm

Marker pin - BNB-ZB 5,LGS:FORTL.ZAHLEN - 1400201



Marker pin, Strip, white, Labeled, Printed horizontally: Consecutive numbers 1 - 10, 11 - 20, etc. up to 491 - 500, Mounting type: Plug in, For terminal block width: 5 mm, Lettering field: 4 x 4 mm

---

### Plug/Adapter

Reducing plug - RPS - 0201647



Reducing plug, Color: gray

Test plugs - MPS-MT - 0201744



Test plugs

---

### Tools

# PCB terminal block - KDS - 1701023

## Accessories

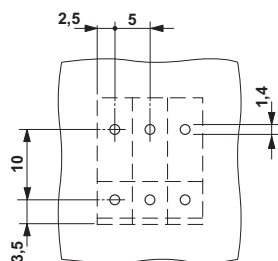
Screwdriver - SZS 0,6X3,5 - 1205053



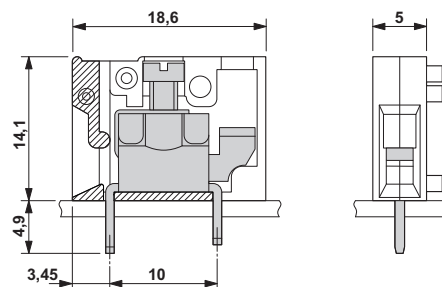
Actuation tool, for ST terminal blocks, insulated, also suitable for use as a bladed screwdriver, size: 0.6 x 3.5 x 100 mm, 2-component grip, with non-slip grip

## Drawings

Drilling diagram



Dimensioned drawing



© Phoenix Contact 2012 - all rights reserved  
<http://www.phoenixcontact.com>