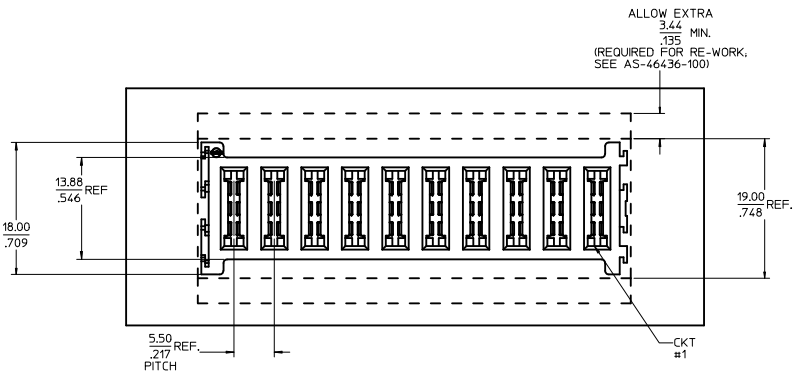
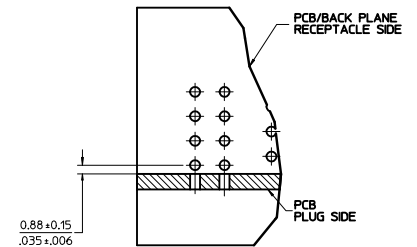
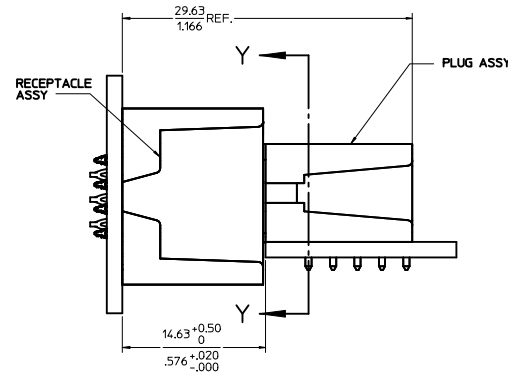


P/N: 46562-9010 SHOWN

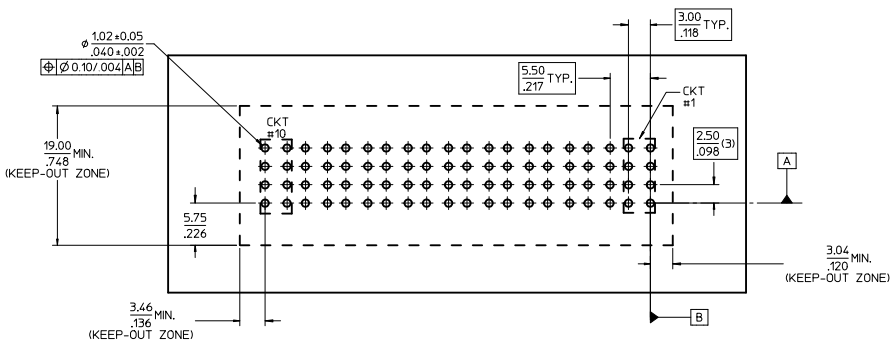
PCB TAIL: COMPLIANT PIN 5.5MM PITCH		
# CKT	PART NUMBER	DIM "A"
10	46562-9010	58.00/2.283
9	46562-9009	52.50/2.067
8	46562-9008	47.00/1.850
7	46562-9007	41.50/1.634
6	46562-9006	36.00/1.417
5	46562-9005	30.50/1.201
4	46562-9004	25.00/.984
3	46562-9003	19.50/.768
2	46562-9002	14.00/.551
1	46562-9001	8.50/.335



10-CKT MODULE SHOWN



PARTIAL SECTION Y-Y  
SCALE 4:1



RECOMMENDED PCB LAYOUT AND KEEP-OUT ZONE

NOTES:

- MATERIAL:
  - HOUSINGS: LCP, UL-94, V-0, COLOR: BLACK.
  - TERMINALS: COPPER ALLOY.
  - PLATING: 0.000127/.000050 NICKEL OVERALL WITH 0.00254/.000100 SELECTIVE TIN ON PRESS-FIT TAILS. AND 0.000762/.000030 SELECTIVE GOLD ON CONTACT AREA.
- PACKAGING ASSEMBLIES TO BE TRAY PACKED PER PACKAGING SPEC: PK-46562-XXX.
- PRODUCT SPEC: PS-46436-100.
- APPLICATION SPEC: AS-46436-100.
- ASSEMBLY MATES WITH PLUG SERIES 46437-. PLEASE CONTACT MOLEX FOR DETAILS.

ADDED DIM IEC NO: UCF2011-0846 DRAWN: BKSTIC CHKD: 2000/09/30 APPR: APATEL REV: 2000/09/30	QUALITY SYMBOLS	GENERAL TOLERANCES (UNLESS SPECIFIED)		DIMENSION STYLE		SCALE	DESIGN UNITS	THIRD ANGLE PROJECTION
		mm	INCH	MM/IN		2:1	METRIC	☉
		4 PLACES	± .010	DATE	DRAWN BY BKSTIC 2007/07/14			
		3 PLACES	± .025	DATE	CHECKED BY BKSTIC 2007/07/14			
		2 PLACES	± .050	DATE	APPROVED BY APATEL 2008/06/30			
		1 PLACE	± .100	DATE	MATERIAL NO. SEE CHART			
		ANGULAR ± 1/2°		DOCUMENT NO.		MOLEX INCORPORATED		SHEET NO.
		DRAFT WHERE APPLICABLE MUST REMAIN WITHIN DIMENSIONS		SD-46562-9000		1 OF 1		