

# Lightning/surge arrester type 1/2 - VAL-MS-T1/T2 175/12.5/3+0 - 2800673

Please be informed that the data shown in this PDF Document is generated from our Online Catalog. Please find the complete data in the user's documentation. Our General Terms of Use for Downloads are valid (<http://phoenixcontact.com/download>)



Universal varistor-based plug-in lightning/surge arrester for 3-phase power supply networks with common N and PE (4-conductor system: L1, L2, L3, PEN).


The figure shows the 335 V version

## Why buy this product

- Plugs can be checked with CHECKMASTER
- Secure hold of plugs in the event of high lightning current loads and strong vibrations thanks to new latching
- Thermal disconnect device for each individual plug
- Optical, mechanical status indication for the individual arresters
- Pluggable
- Mechanical coding of all slots



## Key Commercial Data

Packing unit	1 STK
GTIN	 4 046356 624329
GTIN	4046356624329

## Technical data

### Dimensions

Height	90 mm
Width	53.4 mm
Depth	77.5 mm
Horizontal pitch	3 Div.

### Ambient conditions

Degree of protection	IP20 (only when all terminal points are used)
Ambient temperature (operation)	-40 °C ... 80 °C

# Lightning/surge arrester type 1/2 - VAL-MS-T1/T2 175/12.5/3+0 - 2800673

## Technical data

### Ambient conditions

Ambient temperature (storage/transport)	-40 °C ... 80 °C
Altitude	≤ 2000 m (amsl (above mean sea level))
Permissible humidity (operation)	5 % ... 95 %
Shock (operation)	30g (half sinus / 11 ms / 3x ±X, ±Y, ±Z)
Vibration (operation)	7.5g (10 ... 500 Hz / 2.5 h / X, Y, Z)

### General

IEC test classification	I / II
	T1 / T2
	T1
	I
EN type	T1 / T2
	T1
IEC power supply system	TN-C
Mode of protection	L-PEN
Mounting type	DIN rail: 35 mm
Color	jet black RAL 9005
Housing material	PA 6.6
	PBT
Degree of pollution	2
Flammability rating according to UL 94	V-0
Design	DIN rail module, two-section, divisible
Surge protection fault message	optical

### Additional descriptions

Note	Nominal voltage UN = 120 V AC/240 V AC split-phase (separate GND)
------	---

### Protective circuit

Nominal voltage $U_N$	120/208 V AC (TN-C)
Nominal frequency $f_N$	50 Hz (60 Hz)
Maximum continuous voltage $U_C$	175 V AC
Rated load current $I_L$	80 A
Residual current $I_{PE}$	≤ 2400 $\mu$ A
Standby power consumption $P_C$	≤ 420 mVA
Nominal discharge current $I_n$ (8/20) $\mu$ s	12.5 kA
Maximum discharge current $I_{max}$ (8/20) $\mu$ s	50 kA
Impulse discharge current (10/350) $\mu$ s, charge	6.25 As
Impulse discharge current (10/350) $\mu$ s, specific energy	39 kJ/ $\Omega$
Impulse discharge current (10/350) $\mu$ s, peak value $I_{imp}$	12.5 kA
Total discharge current $I_{total}$ (8/20) $\mu$ s	150 kA

# Lightning/surge arrester type 1/2 - VAL-MS-T1/T2 175/12.5/3+0 - 2800673

## Technical data

### Protective circuit

Total discharge current $I_{total}$ (10/350) $\mu$ s	37.5 kA
Short-circuit current rating $I_{SCCR}$	25 kA
Voltage protection level $U_p$	$\leq 0.8$ kV
Residual voltage $U_{res}$	$\leq 0.8$ kV (at $I_n$ )
	$\leq 0.7$ kV (at 10 kA)
	$\leq 0.6$ kV (at 5 kA)
	$\leq 0.55$ kV (at 3 kA)
TOV behavior at $U_T$	208 V AC (5 s / withstand mode)
	229 V AC (120 min / withstand mode)
Response time $t_A$	$\leq 25$ ns
Max. backup fuse with branch wiring	160 A (gG)
Max. backup fuse with V-type through wiring	80 A (gG - 16 mm <sup>2</sup> )

### Connection data

Connection method	Screw connection
Screw thread	M5
Tightening torque	4.5 Nm
Stripping length	16 mm
Conductor cross section flexible	1.5 mm <sup>2</sup> ... 25 mm <sup>2</sup>
Conductor cross section solid	1.5 mm <sup>2</sup> ... 35 mm <sup>2</sup>
Conductor cross section AWG	15 ... 2

### UL specifications

SPD Type	4CA
Maximum continuous operating voltage MCOV (L-L)	350 V AC
Maximum continuous operating voltage MCOV (L-G)	175 V AC
Nom. voltage	208/120 V AC
Mode of protection	L-L
	L-G
Power distribution system	3Y
Nominal frequency	50/60 Hz
Measured limiting voltage MLV (L-L)	2800 V
Measured limiting voltage MLV (L-G)	2200 V
Nominal discharge current $I_n$ (L-L)	20 kA
Nominal discharge current $I_n$ (L-G)	20 kA

### UL connection data

Conductor cross section AWG	10 ... 2
Tightening torque	30 lb <sub>F</sub> -in.

### Standards and Regulations

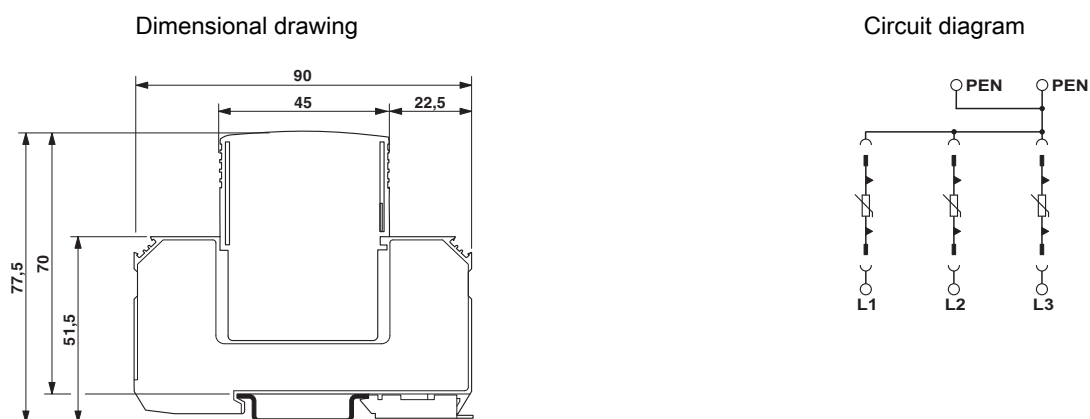
# Lightning/surge arrester type 1/2 - VAL-MS-T1/T2 175/12.5/3+0 - 2800673

## Technical data

### Standards and Regulations

Standards/regulations	IEC 61643-11 2011
	EN 61643-11 2012

## Drawings



## Approvals

### Approvals

#### Approvals

KEMA-KEUR / ÖVE / IECCEB Scheme / CCA / UL Recognized / cUL Recognized / EAC / DNV GL / cULus Recognized

#### Ex Approvals

### Approval details

KEMA-KEUR		<a href="http://www.dekra-certification.com">http://www.dekra-certification.com</a>	2162496-01
-----------	--	---	------------


ÖVE		<a href="https://www.ove.at/en/certification-pz/certification-register/">https://www.ove.at/en/certification-pz/certification-register/</a>	18583-009-05
-----	--	---	--------------


IECEE CB Scheme		<a href="http://www.iecee.org/">http://www.iecee.org/</a>	AT 2584
-----------------	--	---	---------


# Lightning/surge arrester type 1/2 - VAL-MS-T1/T2 175/12.5/3+0 - 2800673

## Approvals

CCA	NTR-AT 1906
-----	-------------

UL Recognized		<a href="http://database.ul.com/cgi-bin/XYV/template/LISEXT/1FRAME/index.htm">http://database.ul.com/cgi-bin/XYV/template/LISEXT/1FRAME/index.htm</a>	FILE E 330181
---------------	---	---	---------------

cUL Recognized		<a href="http://database.ul.com/cgi-bin/XYV/template/LISEXT/1FRAME/index.htm">http://database.ul.com/cgi-bin/XYV/template/LISEXT/1FRAME/index.htm</a>	FILE E 330181
----------------	---	---	---------------

EAC		RU C- DE.A*30.B01561
-----	---	-------------------------

DNV GL	<a href="http://exchange.dnv.com/tari/">http://exchange.dnv.com/tari/</a>	TAE00001N9
--------	---	------------

cULus Recognized		<a href="http://database.ul.com/cgi-bin/XYV/template/LISEXT/1FRAME/index.htm">http://database.ul.com/cgi-bin/XYV/template/LISEXT/1FRAME/index.htm</a>
------------------	---	---

Phoenix Contact 2017 © - all rights reserved  
<http://www.phoenixcontact.com>

PHOENIX CONTACT GmbH & Co. KG  
Flachsmarktstr. 8  
32825 Blomberg  
Germany  
Tel. +49 5235 300  
Fax +49 5235 3 41200  
<http://www.phoenixcontact.com>