




APPLICABLE STANDARD					
RATING	OPERATING TEMPERATURE RANGE	-55 °C TO 85 °C <sup>(1)</sup>	STORAGE TEMPERATURE RANGE	-10 °C TO 60 °C <sup>(2)</sup>	
	VOLTAGE	100 V AC	OPERATING HUMIDITY RANGE	40 % TO 80 %	
	CURRENT	0.5 A	STORAGE HUMIDITY RANGE	40 % TO 70 % <sup>(2)</sup>	
SPECIFICATIONS					
ITEM	TEST METHOD	REQUIREMENTS	QT	AT	
<b>CONSTRUCTION</b>					
GENERAL EXAMINATION	VISUALLY AND BY MEASURING INSTRUMENT.	ACCORDING TO DRAWING.	x	x	
MARKING	CONFIRMED VISUALLY.		x	x	
<b>ELECTRICAL CHARACTERISTICS</b>					
CONTACT RESISTANCE	100 mA (DC OR 1000 Hz).	50 mΩ MAX.	x	-	
CONTACT RESISTANCE MILLIVOLT LEVEL METHOD	20 mV MAX, 1 mA(DC OR 1000Hz)	60 mΩ MAX.	x	-	
INSULATION RESISTANCE	250 V DC.	100 MΩ MIN.	x	-	
VOLTAGE PROOF	300 V AC FOR 1 min.	NO FLASHOVER OR BREAKDOWN.	x	-	
<b>MECHANICAL CHARACTERISTICS</b>					
INSERTION AND WITHDRAWAL FORCES	MEASURED BY APPLICABLE CONNECTOR	INSERTION FORCE : 32 N MAX WITHDRAWAL FORCE : 4 N MIN	x	-	
MECHANICAL OPERATION	500 TIMES INSERTIONS AND EXTRACTIONS.	① CONTACT RESISTANCE: 60 mΩ MAX. ② NO DAMAGE, CRACK AND LOOSENESS OF PARTS.	x	-	
VIBRATION	FREQUENCY 10 TO 55 Hz, AMPLITUDE : 0.75 mm, AT 10 CYCLES FOR 3 DIRECTIONS.	① NO ELECTRICAL DISCONTINUITY OF 1 μs. ② NO DAMAGE, CRACK AND LOOSENESS OF PARTS.	x	-	
SHOCK	490 m/s <sup>2</sup> , DURATION OF PULSE 11 ms AT 3 TIMES FOR 3 DIRECTIONS.		x	-	
<b>ENVIRONMENTAL CHARACTERISTICS</b>					
DAMP HEAT (STEADY STATE)	EXPOSED AT 40±2 °C, 90 ~ 95 %, 96 h.	① CONTACT RESISTANCE: 60 mΩ MAX. ② INSULATION RESISTANCE: 100 MΩ MIN.	x	-	
RAPID CHANGE OF TEMPERATURE	TEMPERATURE-55→+15~+35→+85→+15~+35°C TIME 30 → 2~3 → 30 → 2~3 min UNDER 5 CYCLES.	③ NO DAMAGE, CRACK AND LOOSENESS OF PARTS.	x	-	
DRY HEAT	EXPOSED AT 85 °C, 96 h.	① CONTACT RESISTANCE: 60 mΩ MAX. ② NO DAMAGE, CRACK AND LOOSENESS OF PART	x	-	
CORROSION SALT MIST	EXPOSED IN 5 % SALT WATER SPRAY FOR 48 h.	① CONTACT RESISTANCE: 60 mΩ MAX. ② NO HEAVY CORROSION.	x	-	
SULPHUR DIOXIDE	EXPOSED IN 10 PPM FOR 96 h. (TEST STANDARD: JEIDA-39)		x	-	
RESISTANCE TO SOLDERING HEAT	1) SOLDER BATH:SOLDER TEMPERATURE, 260±5°C FOR IMMERSION,DURATION,10±1s. 2) SOLDERING IRONS : 360°C FOR 5 s MAX.	NO DEFORMATION OF CASE OF EXCESSIVE LOOSENESS OF THE TERMINAL.	x	-	
SOLDRABILITY	SOLDERED AT SOLDER TEMPERATURE 240±5°C FOR IMMERSION DURATION, 3 s.	A NEW UNIFORM COATING OF SOLDER SHALL OVER A MINIMUM OF 95 % OF THE SURFACE BEING IMMERSSED.	x	-	
	COUNT	DESCRIPTION OF REVISIONS	DESIGNED	CHECKED	DATE
REMARK <sup>(1)</sup> TEMPERATURE RISE INCLUDED WHEN ENERGIZED. <sup>(2)</sup> THIS STORAGE INDICATES A LONG-TERM STORAGE STATE FOR THE UNUSED PRODUCT BEFORE THE BOARD MOUNTED.			APPROVED	HS. OKAWA	07. 02. 20
			CHECKED	HS. OZAWA	07. 02. 20
			DESIGNED	KT. DOI	07. 02. 20
Unless otherwise specified, refer to JIS C 5402			DRAWN	KT. DOI	07. 02. 20
Note QT:Qualification Test AT:Assurance Test X:Applicable Test			DRAWING NO.		ELC4-151517-21
	SPECIFICATION SHEET		PART NO.	FX5-40S2A-DSA (71)	
	HIROSE ELECTRIC CO., LTD.		CODE NO.	CL575-0105-2-71	 1/1