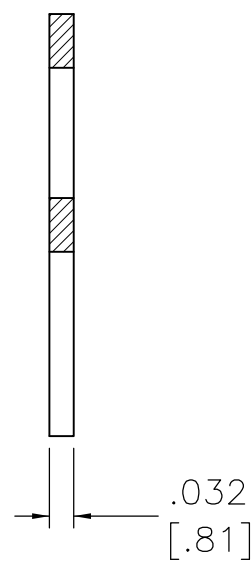
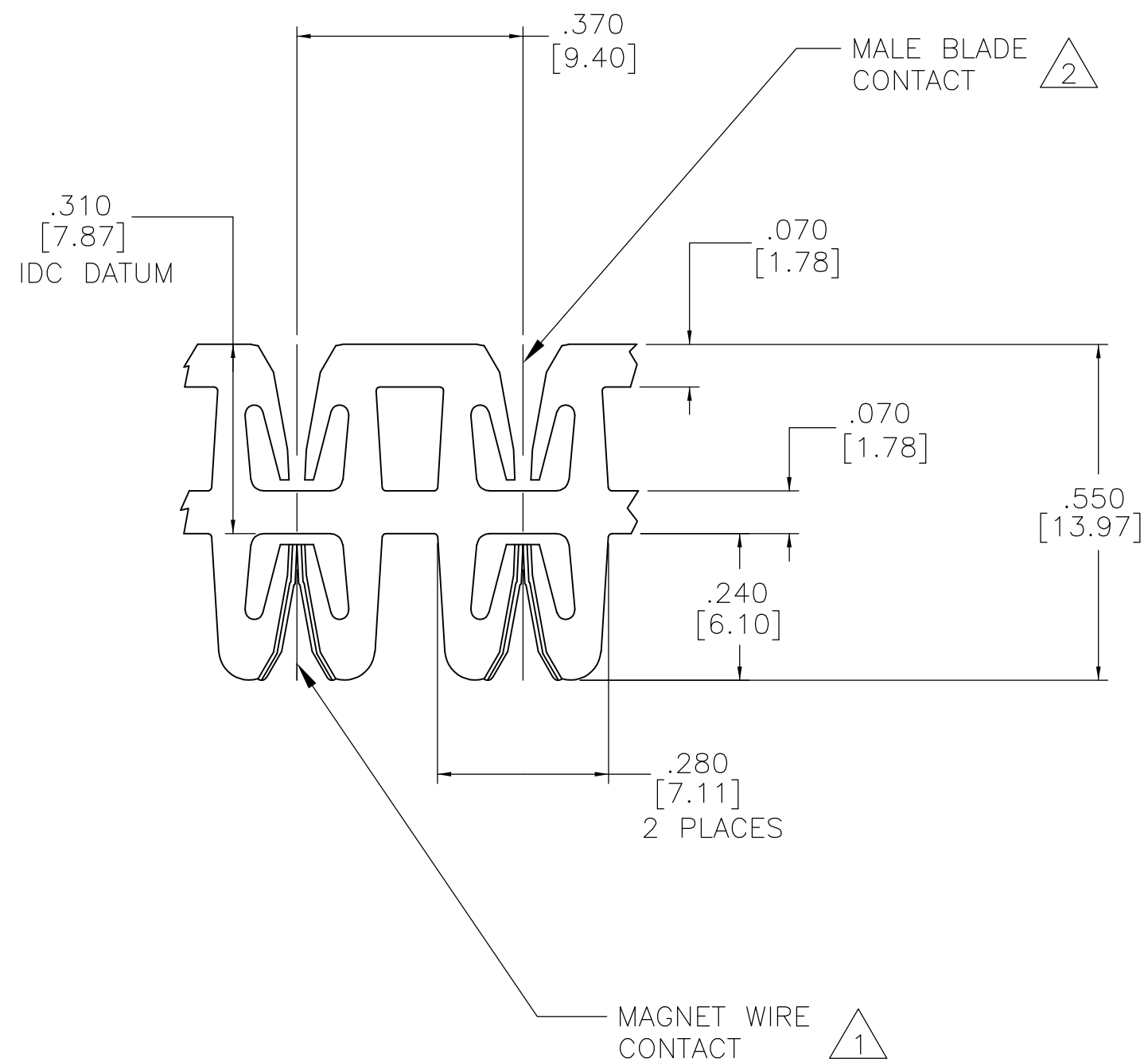
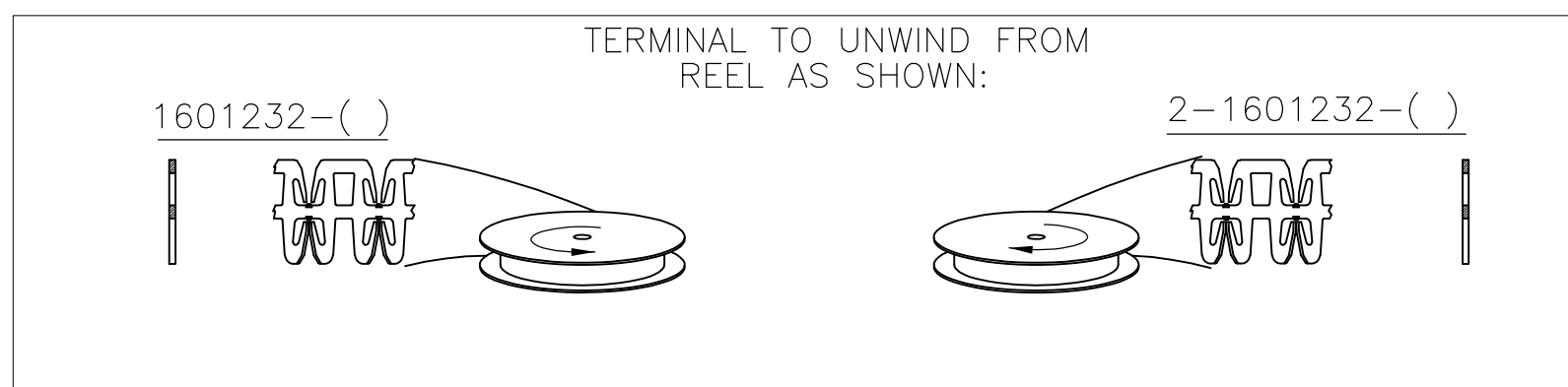
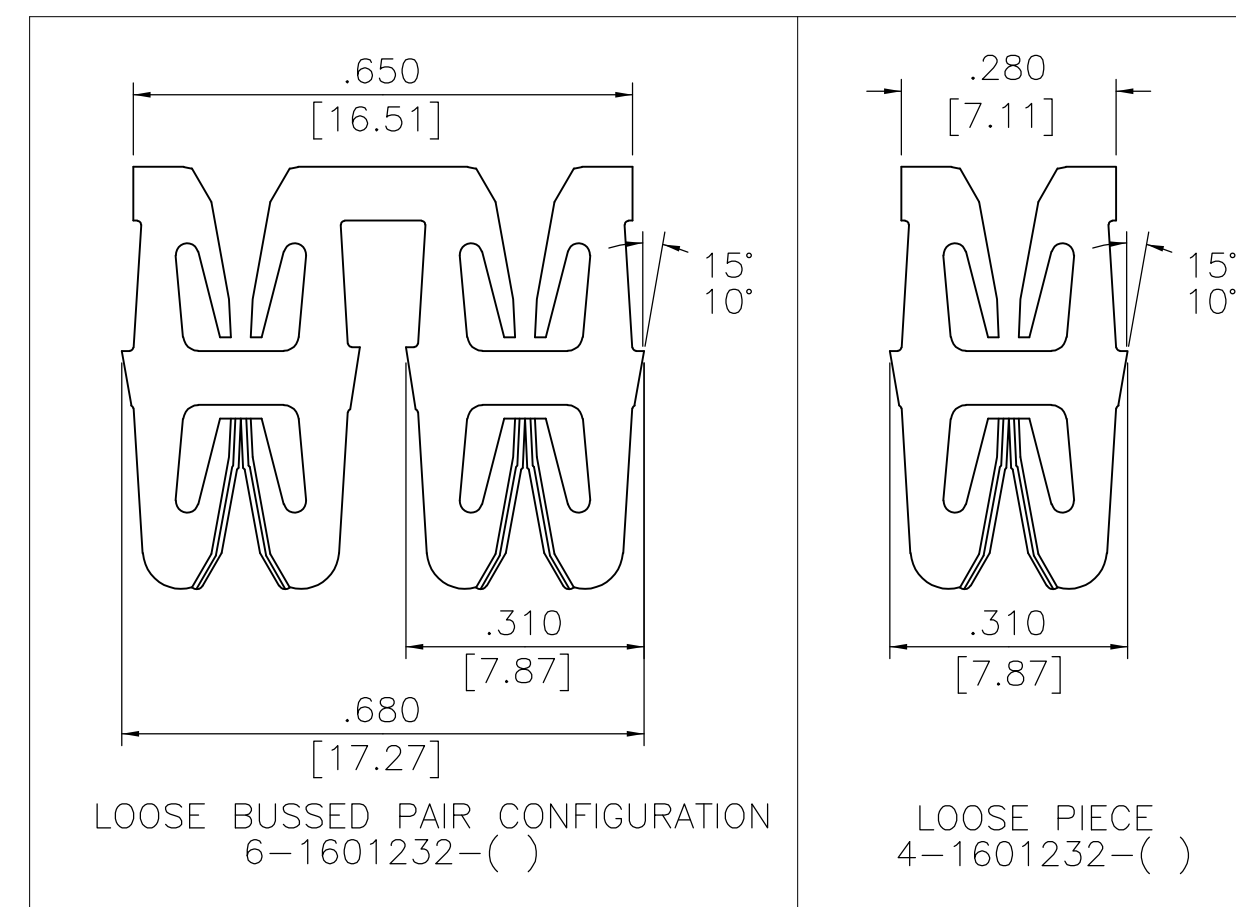


THIS DRAWING IS UNPUBLISHED. RELEASED FOR PUBLICATION
 © COPYRIGHT BY TYCO ELECTRONICS CORPORATION. ALL RIGHTS RESERVED.

LOC		DIST		REVISIONS			
P	LTR	DESCRIPTION		DATE	DWN	APVD	
	A2	REVISED PER ECR-07-022971		28SEP07	JR	GJ	



- 1 SPECIFICATION MAGNET WIRE:
#12-#23 AWG, .022-.081 [0.56-2.06mm] DIA COPPER.
- 2 SPECIFICATION MALE BLADE: .031-.033 [0.79-0.84mm] THICK HAVING A 10° X .030 LONG SWAGE AT THE END. BLADE TO BE .100 [2.5mm] MINIMUM WIDTH AND EXCEPT FOR THE SWAGE, HAVE A UNIFORM THICKNESS WITHOUT A HOLE OR DIMPLE.
- 3 POCKET RECOMMENDATION: 1601436.
- 4 TERMINAL APPLICATION TO COMPLY WITH TYCO ELECTRONICS SPECIFICATION 114-13210, FIG 5.
- 5 POST TIN PLATE OVER NICKEL UNDERPLATE.
- 6 PRELIMINARY - NOT FOR PRODUCTION.



6	4-1601232-2
	2-1601232-2
	1601232-2
	PART NUMBER

THIS DRAWING IS A CONTROLLED DOCUMENT.		DWN MICHAEL S. FEHER 29AUG2006	Tyco Electronics Corporation Harrisburg, PA 17105-3608	
DIMENSIONS: INCHES [mm]		CHK GENE JACONO 29AUG2006	NAME MEDIUM RANGE WIRE TO BLADE SIAMEZE TERMINAL	
TOLERANCES UNLESS OTHERWISE SPECIFIED: 0 PLC ± - 1 PLC ± - 2 PLC ± .01[0.25] 3 PLC ± .005[0.13] 4 PLC ± - ANGLES ± 2°		APVD GENE JACONO 29AUG2006	PRODUCT SPEC 108-2239	
MATERIAL BRASS, SPRING HARD		FINISH 5	WEIGHT -	RESTRICTED TO -
CUSTOMER DRAWING		SIZE A2	CAGE CODE 00779	DRAWING NO 1601232
SCALE 4:1		SHEET 1 of 1		REV A2