

PCB terminal block - SPTAF 1/ 6-5,0-IL - 1862314

Please be informed that the data shown in this PDF Document is generated from our Online Catalog. Please find the complete data in the user's documentation. Our General Terms of Use for Downloads are valid (<http://phoenixcontact.com/download>)

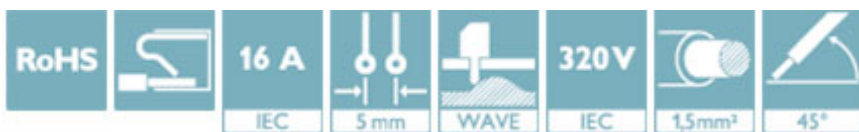
PCB terminal block, Nominal current: 16 A, Nom. voltage: 320 V, Pitch: 5 mm, Number of positions: 6, Connection method: Push-in spring connection, Mounting: Wave soldering, Conductor/PCB connection direction: 45°, Color: green



The figure shows a 10-position version of the product

Why buy this product

- Time saving push-in connection, tools not required
- Defined contact force ensures that contact remains stable over the long term
- Intuitive use through colour coded actuation lever
- Small component size for applications where space is at a premium
- Quick and convenient testing using integrated test option



Key Commercial Data

Packing unit	50 STK
GTIN	
GTIN	4055626137636

Technical data

Dimensions

Length	11 mm
Pitch	5 mm
Dimension a	25.00 mm
Width	30.00 mm
Constructional height	8 mm
Height	10.6 mm
Solder pin [P]	2.6 mm
Pin dimensions	0,75 x 0,3
Pin spacing	5.00 mm
Hole diameter	1.1 mm

PCB terminal block - SPTAF 1/ 6-5,0-IL - 1862314

Technical data

General

Range of articles	SPTAF 1/...IL
Insulating material group	I
Rated surge voltage (III/3)	4 kV
Rated surge voltage (III/2)	4 kV
Rated surge voltage (II/2)	4 kV
Rated voltage (III/3)	250 V
Rated voltage (III/2)	320 V
Rated voltage (II/2)	630 V
Connection in acc. with standard	EN-VDE
Nominal current I_N	16 A
Nominal cross section	1.5 mm ²
Maximum load current	16 A
Insulating material	PA
Solder pin surface	Sn
Flammability rating according to UL 94	V0
Stripping length	8 mm
Number of positions	6

Connection data

Conductor cross section solid min.	0.2 mm ²
Conductor cross section solid max.	1.5 mm ²
Conductor cross section flexible min.	0.2 mm ²
Conductor cross section flexible max.	1.5 mm ²
Conductor cross section flexible, with ferrule without plastic sleeve min.	0.25 mm ²
Conductor cross section flexible, with ferrule without plastic sleeve max.	0.75 mm ²
Conductor cross section flexible, with ferrule with plastic sleeve min.	0.25 mm ²
Conductor cross section flexible, with ferrule with plastic sleeve max.	0.75 mm ²
Conductor cross section AWG min.	24
Conductor cross section AWG max.	16

Standards and Regulations

Connection in acc. with standard	EN-VDE
Flammability rating according to UL 94	V0

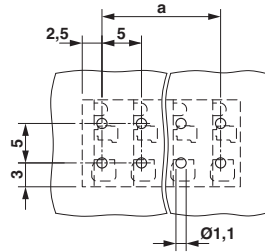
Environmental Product Compliance

China RoHS	Environmentally friendly use period: unlimited = EFUP-e
	No hazardous substances above threshold values

Drawings

PCB terminal block - SPTAF 1/ 6-5,0-IL - 1862314

Drilling diagram



Approvals


Approvals

Approvals

cULus Recognized

Ex Approvals

Approval details

cULus Recognized  http://database.ul.com/cgi-bin/XYV/template/LISEXT/1FRAME/index.htm E60425-20061129		
	B	D
mm ² /AWG/kcmil	24-16	24-16
Nominal current I _N	8 A	8 A
Nominal voltage U _N	300 V	300 V

Phoenix Contact 2017 © - all rights reserved
<http://www.phoenixcontact.com>

PHOENIX CONTACT GmbH & Co. KG
 Flachsmarktstr. 8
 32825 Blomberg
 Germany
 Tel. +49 5235 300
 Fax +49 5235 3 41200
<http://www.phoenixcontact.com>