






Applicable standard				
Rating	Operating Temperature range	-40 °C to +105°C (Note1)	Storage Temperature range	-10 °C to +60°C (Note3)
	Operating Humidity range	20% to 80% (Note2)	Storage Humidity range	40% to 70% (Note3)
	-	-	-	-
	-	-	-	-

Specifications

Item	Test method	Requirements	QT	AT
Construction				
General examination	Visually and by measuring instrument.	According to drawing.	X	X
Marking	Confirmed visually.		X	X
Mechanical characteristics 				
Vibration	Frequency 10 to 55 Hz, single amplitude 0.75 mm, at 10 cycles for 3 direction.	No damage, crack or looseness of parts.	X	-
Shock	490 m/s ² duration of pulse 11 ms at 3 times each for 3 both axial directions.	No damage, crack or looseness of parts.	X	-
Environmental characteristics 				
Damp heat (Steady state)	Exposed at 40 ± 2°C, 90 to 95 %, 96 h. (After leaving the room temperature for 1~2h.)	No damage, crack or looseness of parts.	X	-
Rapid change of temperature	Temperature -55°C → +85°C Time 30min → 30min Under 5 cycles. (The transferring time of the tank is 2~3 min) (After leaving the room temperature for 1~2h.)	No damage, crack or looseness of parts.	X	-

Note 1: Include the temperature rising by current.
 Note 2: No condensing
 Note 3: Apply to the condition of long term storage for unused products before PCB on board. After PCB on board, operating temperature and humidity range is applied for interim storage during transportation.

Count	Description of revisions	Designed	Checked	Date
 2	DIS-H-008782	KT. ISHII	HK. UMEHARA	14.05.23
Remarks Unless otherwise specified, refer to IEC 60512.			Approved	KI. AKIYAMA 14.01.15
			Checked	MN. KENJO 14.01.15
			Designed	TO. HORII 14.01.15
			Drawn	TO. HORII 14.01.15
Note QT:Qualification Test AT:Assurance Test X:Applicable Test		Drawing No.	ELC4-354088-00	
	Specification sheet	Part No.	DF62W-WP	
	HIROSE ELECTRIC CO., LTD.	Code No.	CL544-1014-6-00	 1/1