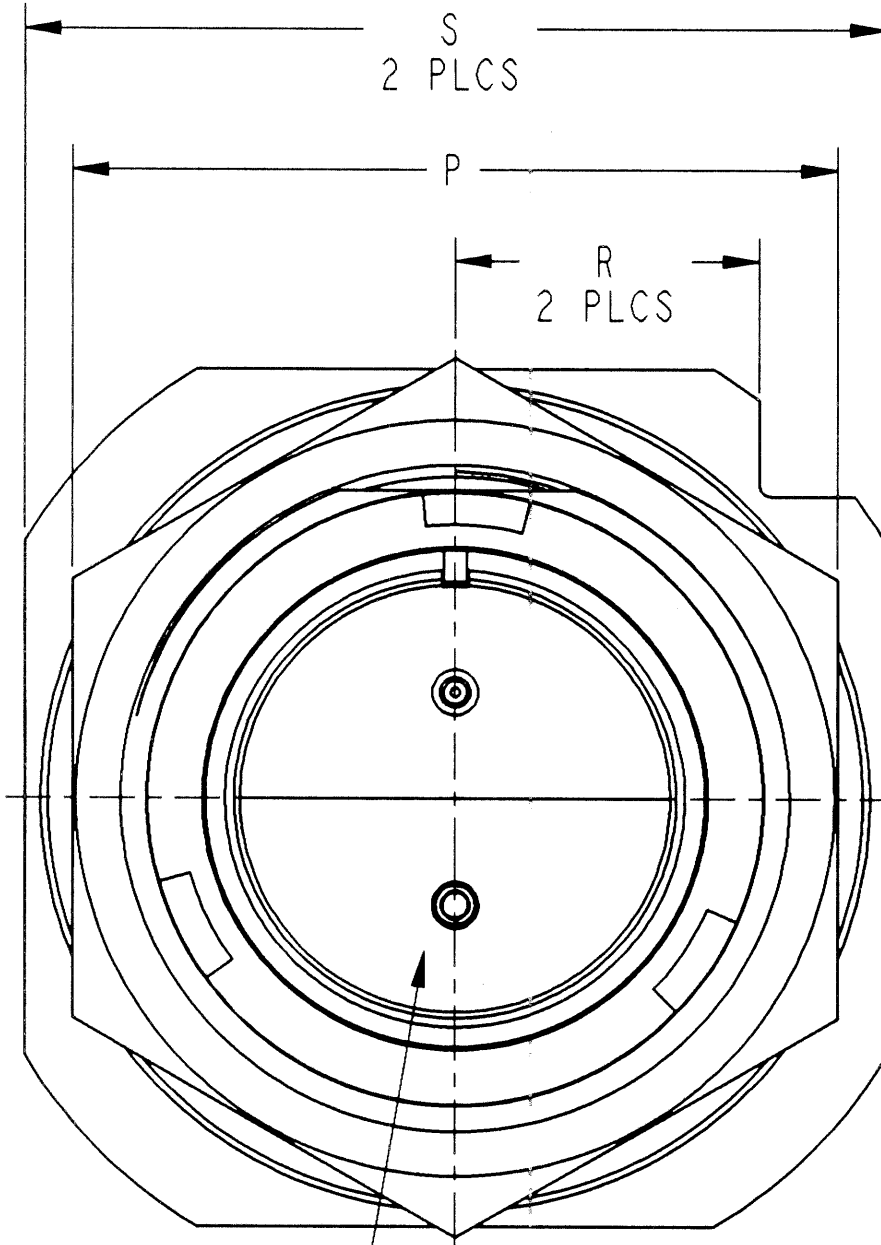
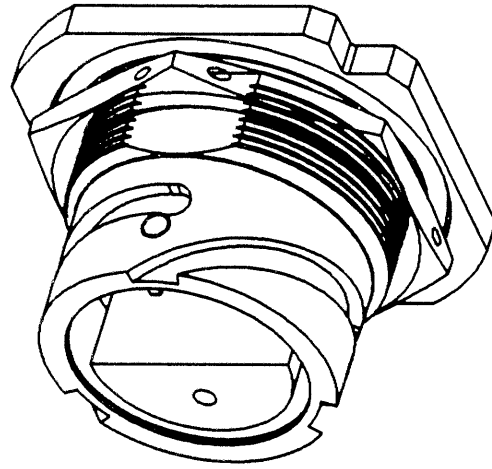


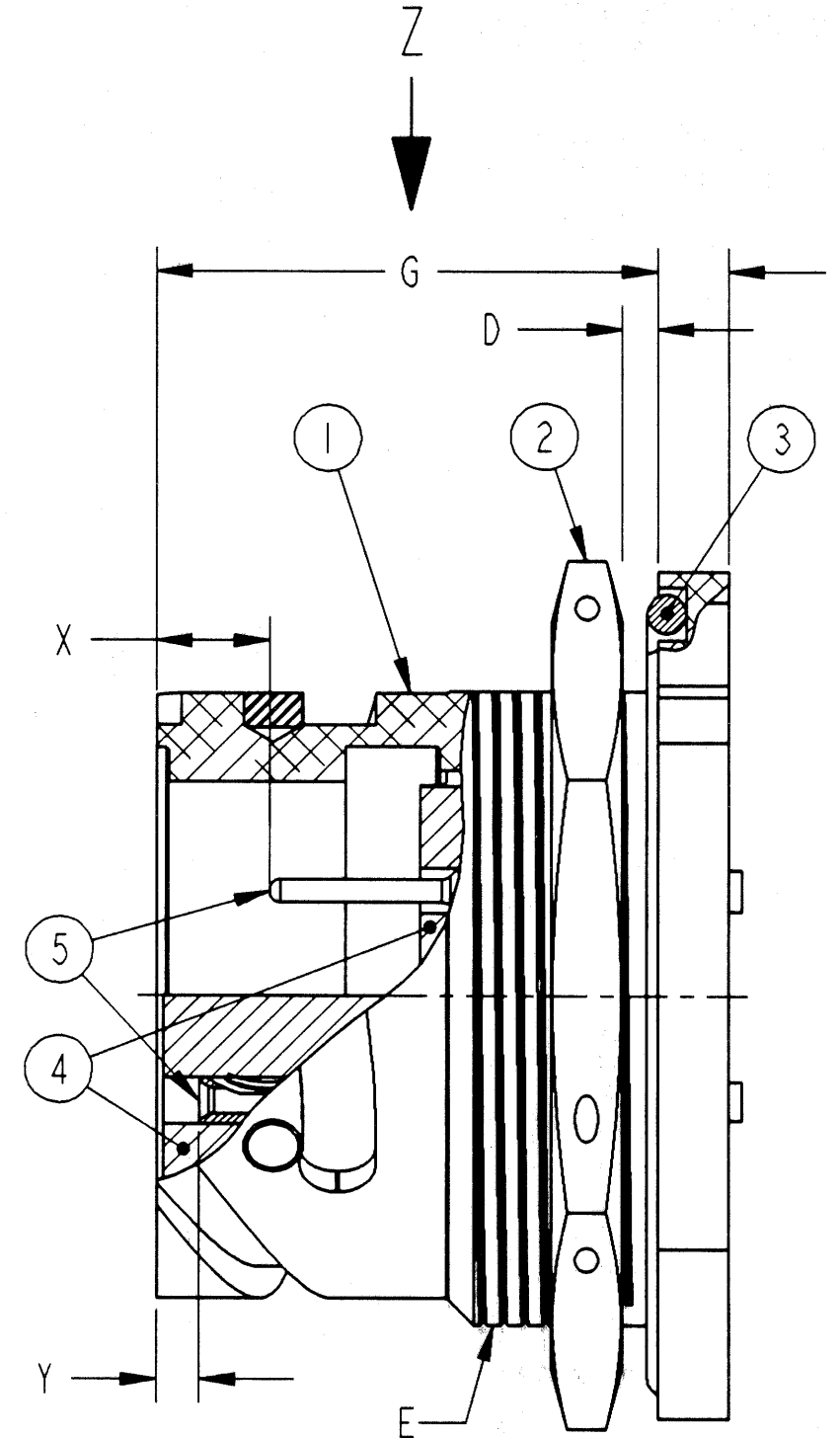
CONTACT SIZE	SHELL SIZE	X	Y
16 SHORT	10SL, 14S, 16S	.087±.039	.079
16 LONG	16 THRU 40	.260 ⁺ .052 -.041	.102
12	16 THRU 40	.118 ⁺ .039 -.056	.102
0,4,8	16 THRU 40	.091±.039	.102

WIRE WELL DATA					
CONTACT SIZE	0	4	8	12	16
WELL DIA	.453±.005	.281 ⁺ .005 -.004	.179 ⁺ .004 -.002	.098 ⁺ .004 -.001	.063 ⁺ .004 -.001
WELL DEPTH ⁺ .031 -.000	.592	.500	.500	.250	.250

REVISIONS			
LTR	DESCRIPTION	DATE	APPVD
B	(CL11) SEE CHANGE NOTICE NUM:86973	9-17-99 PRESCOTT	<i>Prescott</i>



SEE NOTE 3



SEE SHEET 2.

NOTES:

THIS DOCUMENT CONTAINS PROPRIETARY INFORMATION AND SUCH INFORMATION MAY NOT BE DISCLOSED TO OTHERS FOR ANY PURPOSE OR USED FOR MANUFACTURING PURPOSES WITHOUT WRITTEN PERMISSION FROM THE AMPHENOL CORPORATION.

COMPANY ID: 9 CODED/MS/CUST: N N/A
INTERNAL: N LOT NO: N
DATE CODE: N SEE DRAW: N N/A

STAMPING DATA NEXT ASSEMBLY

UNLESS OTHERWISE SPECIFIED	SPECIFICATIONS	POS	QTY	PART NUMBER	DESCRIPTION	NOTE	
LINEAR DIMENSIONS ARE IN INCHES TOLERANCES: .XXXX = ±.0005 .XXX = ±.010 .XX = ±.03 .X = ±.1 ANGLES = ±2° OTHER STANDARDS PER 9-3800 AND DOD-D-1000 THIRD ANGLE PROJECTION	MATERIAL SPEC.			PARTS LIST			
	N/A			AMPHENOL CORPORATION <small>BENDIX CONNECTOR OPERATIONS SIDNEY, N.Y.</small>			
	PROCESS SPEC.			CONNECTOR, ELECTRICAL RECEPTACLE, TYPE GTC07R-(), OLIVE DRAB CADMIUM PLATED			
	SEE NOTE 4	APPROVALS	DATE	SIZE	FSCM NO.	DOCUMENT NO.	REV.
		PREPARED: A.PRESCOTT	02-Apr-96	C	77820	71-581120/139	B
	CHECKED: A.PRESCOTT	4-10-96	SCALE: 2.0 REF: 88-581120/139 SHEET 1 OF 2				
	APPROVED: R.BARNES	4-10-96					
	PRO/ENG INFORMATION GTC07R-24.ASSEM 71-581120_139						

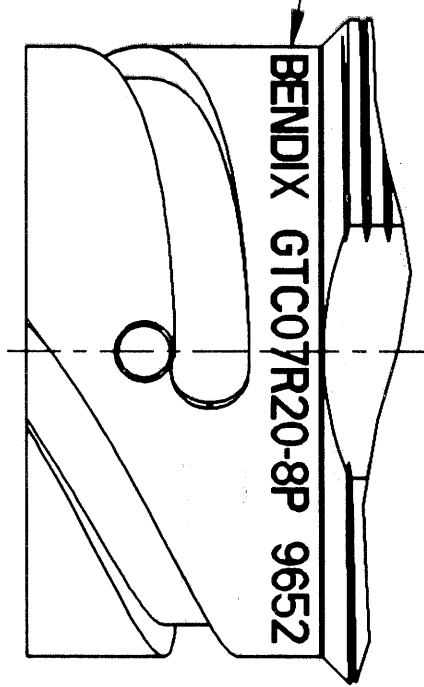
5	SEE NOTE 7	CONTACT
4	10-748XX-(1)	INSERT
3	SEE COLUMN	PACKING
2	SEE COLUMN	NUT, HEX
1	SEE COLUMN	SHELL, RECEPTACLE

FAMCODES DATA3: GTCBNS CICS: 1653

ASSEMBLY NUMBER	SIZE	GT NUMBER	SHELL	NUT	PACKING	D PANEL THICKNESS		E THREAD CLASS 2A PLATED	G ±.012	H ±.007	P HEX REF	R ±.012	S ±.012
						MIN	MAX						
71-581120-()	8S					NOT AVAILABLE							
71-581121-()	10S					NOT AVAILABLE							
71-581122-()	10SL	GTC07R10SL-()	10-580934-113	10-37086-143	10-90351-22	.094	.203	.8750-20 UNEF	.965	.157	1.062	.441	1.252
71-581123-()	12S					NOT AVAILABLE							
71-581124-()	12					NOT AVAILABLE							
71-581125-()	14S	GTC07R14S-()	10-580934-143	10-37086-183	10-90351-125	.094	.295	1.1250-18 UNEF	1.055	.189	1.312	.575	1.626
71-581126-()	14					NOT AVAILABLE							
71-581127-()	16S	GTC07R16S-()	10-580934-163	10-37086-203	10-90351-127	.094	.295	1.2500-18 UNEF	1.055	.189	1.500	.618	1.748
71-581128-()	16	GTC07R16-()	10-580934-173	10-37086-203	10-90351-127	.094	.295	1.2500-18 UNEF	1.264	.189	1.500	.618	1.748
71-581129-()	18	GTC07R18-()	10-580934-183	10-37086-223	10-90351-129	.094	.354	1.3750-18 UNEF	1.327	.189	1.562	.661	1.875
71-581130-()	20	GTC07R20-()	10-580934-203	10-37086-243	10-90351-131	.094	.358	1.5000-18 UNEF	1.327	.189	1.750	.709	2.000
71-581131-()	22	GTC07R22-()	10-580934-223	10-37086-263	10-90351-133	.094	.358	1.6250-18 UNEF	1.327	.189	2.000	.795	2.134
71-581132-()	24	GTC07R24-()	10-580934-243	10-37086-283	10-90351-135	.094	.358	1.7500-18 UNEF	1.327	.189	2.000	.795	2.252
71-581133-()	28	GTC07R28-()	10-580934-283	10-37086-323	10-90351-139	.094	.394	2.0000-18 UNS	1.386	.220	2.188	.886	2.500
71-581134-()	32	GTC07R32-()	10-580934-323	10-37086-363	10-90351-143	.094	.394	2.2500-16 UN	1.386	.220	2.438	.972	2.748
71-581135-()	36	GTC07R36-()	10-580934-363	10-37086-403	10-90351-147	.094	.327	2.5000-16 UN	1.386	.220	2.812	1.059	3.000
71-581136-()	40	GTC07R40-()	10-580934-403	10-37086-463	10-90351-233	.094	.327	2.7500-16 UN	1.386	.220	2.953	1.165	3.248
71-581137/139						NOT AVAILABLE							

TO COMPLETE, ADD APPLICABLE INSERT ARRANGEMENT SUFFIX PER 9-2437.

9. CONTACTS ARE SHIPPED UNASSEMBLED. FOR FINAL INSTALLATION CONTACTS MUST BE ASSEMBLED INTO ALL INSERT HOLES.
8. PACKAGE PER PRODUCTION PROCESS SHEET.
7. SEE SEPARATE PARTS LIST FOR COMPONENT PART NUMBERS AND QUANTITIES.
6. FOR MATING CONNECTOR ASSEMBLIES, SEE 71-581240/259 AND OTHERS.
5. SEE WORK ORDER FOR PERMISSIBLE ADDITIONAL OR ALTERNATE STAMPING.
4. PROCESS SPEC:
 ASSY 9-9238
 TEST 9-3106-18
 9-3856-5, 9-3895, 9-2437
3. INSERTS ARE NOT REMOVABLE.
2. FOR CONTACT SIZE SPACING AND SERVICE RATING, SEE MIL-STD-1651 OR L-11908/40-().
1. UNIT MEETS THE APPLICABLE REQUIREMENTS OF MIL-C-5015.



BLACK INK STAMP "BENDIX", GT NUMBER, (SEE COLUMN), AND DATE CODE, (9-3895), PER 9-3856-5. CHARACTERS TO BE .094-.125 HIGH AND LOCATED APPROX AS SHOWN.
 EXAMPLE:
 BENDIX GTC07R20-8P 9652

VIEW AT Z

NOTES:

THIS DOCUMENT CONTAINS PROPRIETARY INFORMATION AND SUCH INFORMATION MAY NOT BE DISCLOSED TO OTHERS FOR ANY PURPOSE OR USED FOR MANUFACTURING PURPOSES WITHOUT WRITTEN PERMISSION FROM THE AMPHENOL CORPORATION.

SIZE C	FSCM NO. 77820	DOCUMENT NO. 71-581120/139	REV. B
SCALE: 2.0		REF:	SHEET 2 OF 2