

ZRA124

PRECISION 1.24 VOLT MICROPOWER VOLTAGE REFERENCE

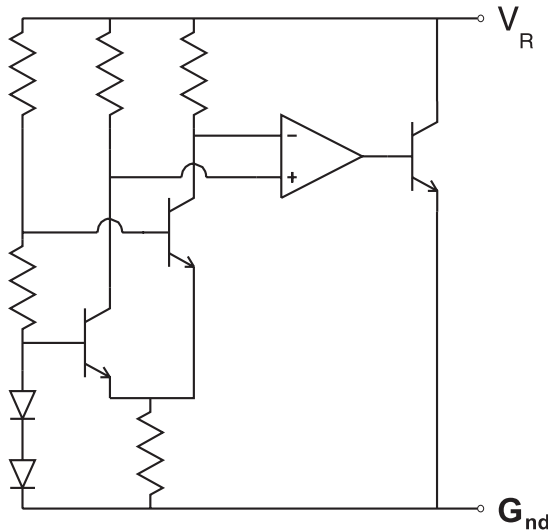
DEVICE DESCRIPTION

The ZRA124 uses a bandgap circuit design to achieve a precision micropower voltage reference of 1.24 volts. The device is available in a small outline surface mount packages, ideal for applications where space saving is important.

The ZRA124 design provides a stable voltage without an external capacitor and is stable with capacitive loads. The ZRA124 is recommended for operation between 50 μ A and 5mA and so is ideally suited to low power and battery powered applications.

Excellent performance is maintained to an absolute maximum of 25mA, however the rugged design and 20 volt processing allows the reference to withstand transient effects and currents up to 200mA. Superior switching capability allows the device to reach stable operating conditions in only a few microseconds.

SCHEMATIC DIAGRAM

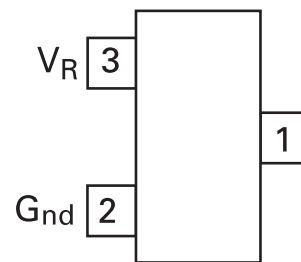


FEATURES

- Typical T_C 30ppm/ $^{\circ}$ C
- Typical slope resistance 0.65 Ω
- \pm 1% tolerance
- Industrial temperature range
- Operating current 50 μ A to 5mA
- No stabilising capacitor required
- Transient response, stable in less than 10 μ s
- Small SOT23 package

APPLICATIONS

- Battery powered and portable equipment
- Metering and measurement systems
- Instrumentation
- Precision power supplies
- Test equipment
- Data acquisition systems



TOP VIEW

Pin 1 floating or connected to pin 2

ORDERING INFORMATION

DEVICE	TOL %	REEL SIZE	TAPE WIDTH	REEL QUANTITY	PART MARK
ZRA124F01TA	1	7"	8mm	3,000	12C

ZRA124

ABSOLUTE MAXIMUM RATING

Reverse current	25mA
Forward current	25mA
Operating temperature	-40 to 85°C
Storage temperature	-55 to 125°C

Power dissipation (T_{amb} = 25°C)

SOT23 330mW

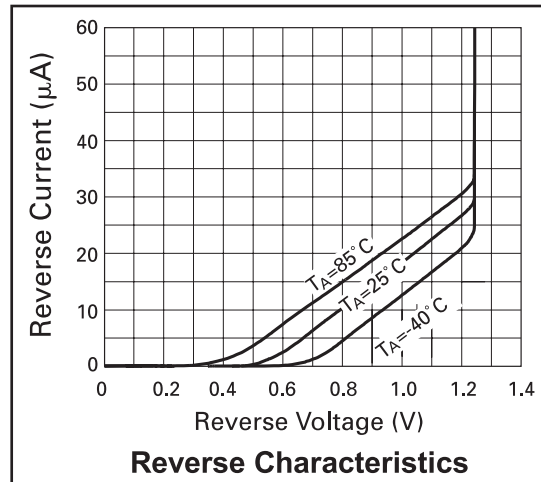
ELECTRICAL CHARACTERISTICS TEST CONDITIONS (Unless otherwise stated) T_{amb}=25°C

SYMBOL	PARAMETER	CONDITIONS	LIMITS			TOL %	UNITS
			MIN.	TYP.	MAX.		
V _R	Reverse breakdown voltage	I _R = 150μA	1.228	1.24	1.252	1	V
I _{MIN}	Minimum operating current			30	50		μA
I _R	Recommended operating current		0.05		5		mA
T _C ⁽¹⁾	Average reverse breakdown voltage temp. co.	I _R (min) to I _R (max)		30	90		ppm/°C
R _S ⁽²⁾	Slope resistance			0.65	2		Ω
Z _R	Reverse dynamic impedance	I _R = 1mA f = 100Hz I _{AC} = 0.1I _R		0.5	1		Ω
E _N	Wideband noise voltage	I _R = 150μA f = 100Hz to 10kHz		40			μV(rms)

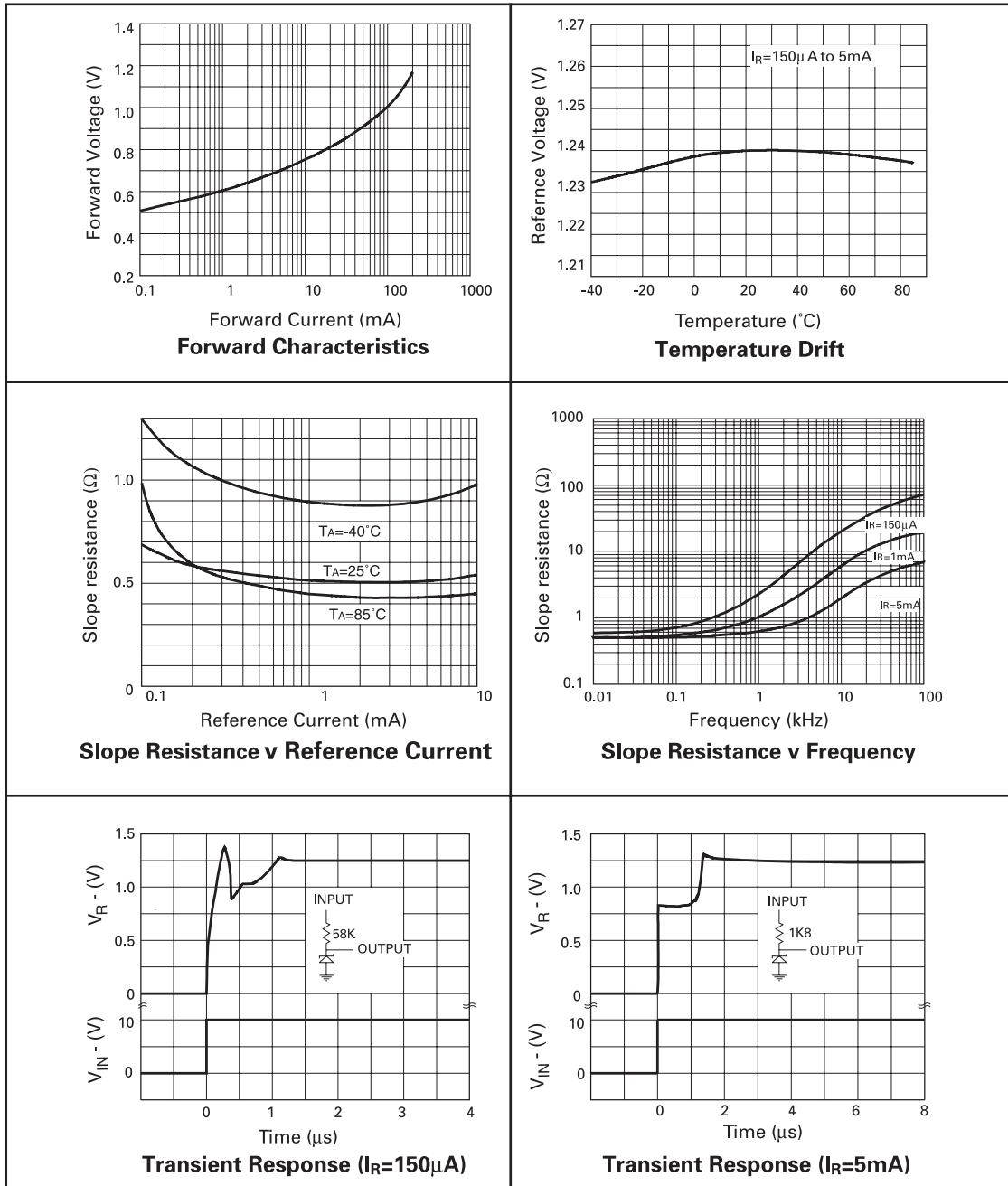
NOTES:

$$(1) T_C = \frac{V_R \text{ Change} \times 1000000}{V_R \times \text{Temperature Change}}$$

$$(2) R_S = \frac{V_R \text{ Change} (I_R(\text{min}) \text{ to } I_R(\text{max}))}{I_R(\text{max}) - I_R(\text{min})}$$

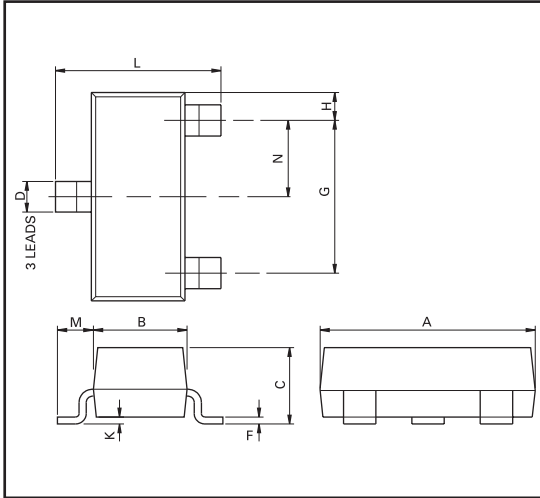


TYPICAL CHARACTERISTICS



ZRA124

PACKAGE OUTLINE



Controlling dimensions are in millimeters. Approximate conversions are given in inches

PACKAGE DIMENSIONS

DIM	Millimeters		Inches		DIM	Millimeters		Inches	
	Min	Max	Min	Max		Min	Max	Max	Max
A	2.67	3.05	0.105	0.120	H	0.33	0.51	0.013	0.020
B	1.20	1.40	0.047	0.055	K	0.01	0.10	0.0004	0.004
C	—	1.10	—	0.043	L	2.10	2.50	0.083	0.0985
D	0.37	0.53	0.015	0.021	M	0.45	0.64	0.018	0.025
F	0.085	0.15	0.0034	0.0059	N	0.95 NOM		0.0375 NOM	
G	1.90 NOM		0.075 NOM		—	—		—	

© Zetex Semiconductors plc 2004

Europe	Americas	Asia Pacific	Corporate Headquarters
Zetex GmbH Streitfeldstraße 19 D-81673 München Germany	Zetex Inc 700 Veterans Memorial Hwy Hauppauge, NY 11788 USA	Zetex (Asia) Ltd 3701-04 Metroplaza Tower 1 Hing Fong Road, Kwai Fong Hong Kong	Zetex plc Lansdowne Road, Chadderton Oldham, OL9 9TY United Kingdom
Telefon: (49) 89 45 49 49 0 Fax: (49) 89 45 49 49 49 europa.sales@zetex.com	Telephone: (1) 631 360 2222 Fax: (1) 631 360 8222 usa.sales@zetex.com	Telephone: (852) 26100 611 Fax: (852) 24250 494 asia.sales@zetex.com	Telephone (44) 161 622 4444 Fax: (44) 161 622 4446 hq@zetex.com

These offices are supported by agents and distributors in major countries world-wide.

This publication is issued to provide outline information only which (unless agreed by the Company in writing) may not be used, applied or reproduced for any purpose or form part of any order or contract or be regarded as a representation relating to the products or services concerned. The Company reserves the right to alter without notice the specification, design, price or conditions of supply of any product or service.

For the latest product information, log on to www.zetex.com



ISSUE 3 - JUNE 2004