

# Sensor/actuator cable - SAC-4P-M12Y/28X-9XM12F OD RI - 1421454

Please be informed that the data shown in this PDF Document is generated from our Online Catalog. Please find the complete data in the user's documentation. Our General Terms of Use for Downloads are valid (<http://phoenixcontact.com/download>)


Sensor/actuator cable, 4-position, PE-X halogen-free, black-gray RAL 7021, Plug straight M12, A-coded, on Plug straight M12, A-coded, M12 Y-distributor, for outdoor applications, with high-grade steel knurl

## Why buy this product

- Easy and safe: 100% electrically tested plug-in components
- Corrosion protection for all exposed metal parts, thanks to the use of stainless steel type 1.4404
- Robust throughout: resistant to oil, UV, and ozone, withstands temperatures from -40°C to +105°C



## Key Commercial Data

Packing unit	1 STK
Minimum order quantity	25 STK
GTIN	 4 055626 263922
GTIN	4055626263922

## Technical data

### Ambient conditions

Ambient temperature (operation)	-40 °C ... 105 °C (Plug / socket)
	-40 °C ... 85 °C (On sudden changes in temperature (according to IEC 60512-11-4))
	120 °C (at 48 h - see test report 19233)

### General

Rated current at 40°C	4 A
Rated voltage	250 V AC
	250 V DC
Number of positions	4
Insulation resistance	≥ 100 MΩ
Coding	A - standard
Standards/regulations	M12 connector IEC 61076-2-101
Status display	No
Protective circuit/component	Unwired
Degree of pollution	3
Insertion/withdrawal cycles	≥ 100
Torque	0.4 Nm (M12 connector)

# Sensor/actuator cable - SAC-4P-M12Y/28X-9XM12F OD RI - 1421454

## Technical data

### Material

Flammability rating according to UL 94	V0
Contact material	CuSn
Contact surface material	Ni/Au
Contact carrier material	PP
Material of grip body	PP
Material, knurls	Stainless steel
Sealing material	FPM

### Standards and Regulations

Standard designation	M12 connector
Standards/regulations	IEC 61076-2-101
Flammability rating according to UL 94	V0

### Cable

Cable type	PE-X black
Cable type (abbreviation)	28X
Cable abbreviation	Li2X2X
Conductor cross section	4x 0.5 mm <sup>2</sup> (Signal line)
AWG signal line	20
Conductor structure signal line	28x 0.15 mm
Core diameter including insulation	1.6 mm ±0.05 mm (Signal line)
Thickness, insulation	approx. 0.3 mm (Core insulation)
	approx. 0.6 mm (Outer cable sheath)
Wire colors	brown, white, blue, black
Overall twist	4 wires, twisted
Length of twist, overall twist	61.6 mm
External sheath, color	black-gray RAL 7021
External cable diameter D	5.2 mm ±0.2 mm
Smallest bending radius, fixed installation	26 mm
Smallest bending radius, movable installation	52 mm
Number of bending cycles	2000000
Bending radius	52 mm
Traversing path	10 m
Traversing rate	3 m/s
Acceleration	10 m/s <sup>2</sup>
Cable weight	44 kg/km
Outer sheath, material	PE-X
Material conductor insulation	PE-X
Conductor material	Bare Cu litz wires
Insulation resistance	≥ 100 MΩ*km (at 20 °C)
Conductor resistance	≤ 39 Ω/km (at 20 °C)
Nominal voltage, cable	≤ 300 V AC

# Sensor/actuator cable - SAC-4P-M12Y/28X-9XM12F OD RI - 1421454

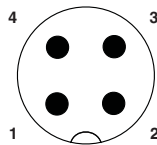
## Technical data

### Cable

Test voltage, cable	≥ 3000 V AC
Special properties	Irradiated
Flame resistance	according to DIN 60332-1-2
	according to DIN EN 50266-2-5
	according to IEC 60332-3-25 (bunched fire test)
Halogen-free	in accordance with DIN VDE 0472 part 815
Resistance to oil	in accordance with DIN EN 60811-2-1
Other resistance	UV resistant according to DIN VDE 0276-605
Concentration of fumes	according to DIN EN 61034
Fume corrosiveness	according to IEC 60754
Ambient temperature (operation)	-40 °C ... 105 °C (cable, fixed installation)
	-15 °C ... 105 °C (cable, flexible installation)

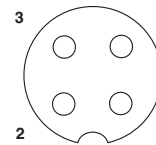
## Drawings

Schematic diagram



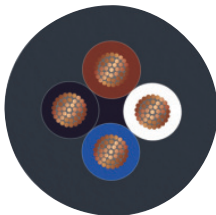
Pin assignment M12 plug, 4-pos., A-coded, view plug side

Schematic diagram



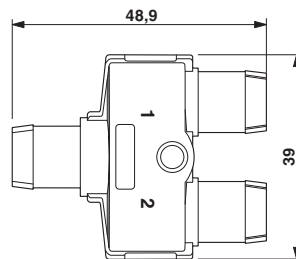
Pin assignment M12 socket, 4-pos., A-coded, view female side

Cable cross section



PE-X black [28X]

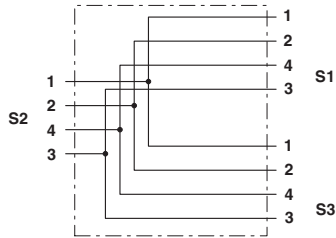
Dimensional drawing



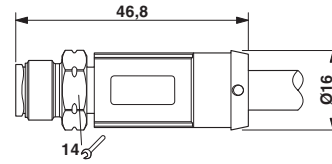
Y-distributor

# Sensor/actuator cable - SAC-4P-M12Y/28X-9XM12F OD RI - 1421454

Circuit diagram



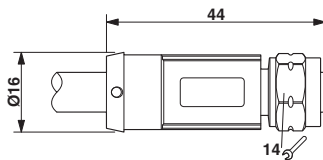
Dimensional drawing



Plug, M12 x 1, straight, shielded


Contact assignment of the M12 Y distributor

Dimensional drawing




M12 x 1 socket, straight

Circuit diagram



Contact assignment of the M12 plug

Circuit diagram



Contact assignment of the M12 socket