

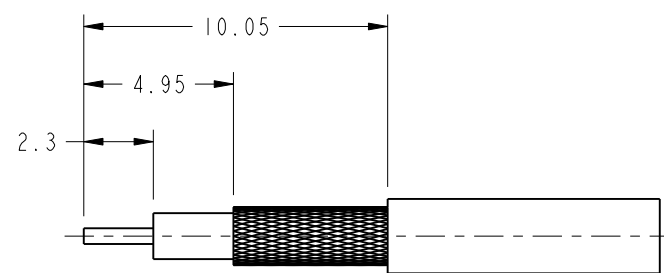
NOTES:

1. MATERIALS AND FINISHES:
  - BODY : BRASS, NICKEL PLATING
  - CONTACT : BeCu, GOLD PLATING (.000004" THICK) OVER HIGH PHOS. ELECTROLESS NICKEL
  - INSULATOR : PTFE
2. ELECTRICAL:
  - A. IMPEDANCE : 50 OHMS
  - B. FREQUENCY RANGE : DC - 6 GHz
3. MECHANICAL:
  - A. DURABILITY : 500 CYCLES MIN.
4. ENVIRONMENTAL:
  - A. THERMAL SHOCK PER MIL-STD-202 METHOD 107 TEST CONDITION B (EXCEPT HIGH TEMP @200°C)
  - B. VIBRATION: MIL-STD-202 METHOD 204 TEST CONDITION B
  - C. SHOCK: MIL-STD-202 METHOD 213 TEST CONDITION B
  - D. CORROSION: MIL-STD-202 METHOD 101 TEST CONDITION B 5% SALT SOLUTION
  - E. CONNECTOR PASSES IP67 IN MATED AND INSTALLED HEAT SHRINK TUBING CONDITION
5. PACKAGING:
  - A. QUANTITY : SINGLE PACK
  - B. MARKING : BAG TO BE MARKED  
"AMPHENOL RF, 34-5020 AND DATE CODE"
6. ASSEMBLY:
  - A. STRIP CABLE TO DIMENSIONS SHOWN
  - B. SOLDER BULLET TO CABLE CENTER CONDUCTOR, BOTTOMING ON INSULATOR
  - C. INSERT CABLE INTO CONNECTOR UNTIL IT BOTTOMS
  - D. CRIMP BODY OVER INNER FERRULE USING .128" HEX
  - E. INSTALL HEAT SHRINK TUBING, COVERING BUMP ON BODY AND FERRULE
  - \* INCLUDES ADHESIVE LINED HEAT SHRINK TUBE (NOT SHOWN).

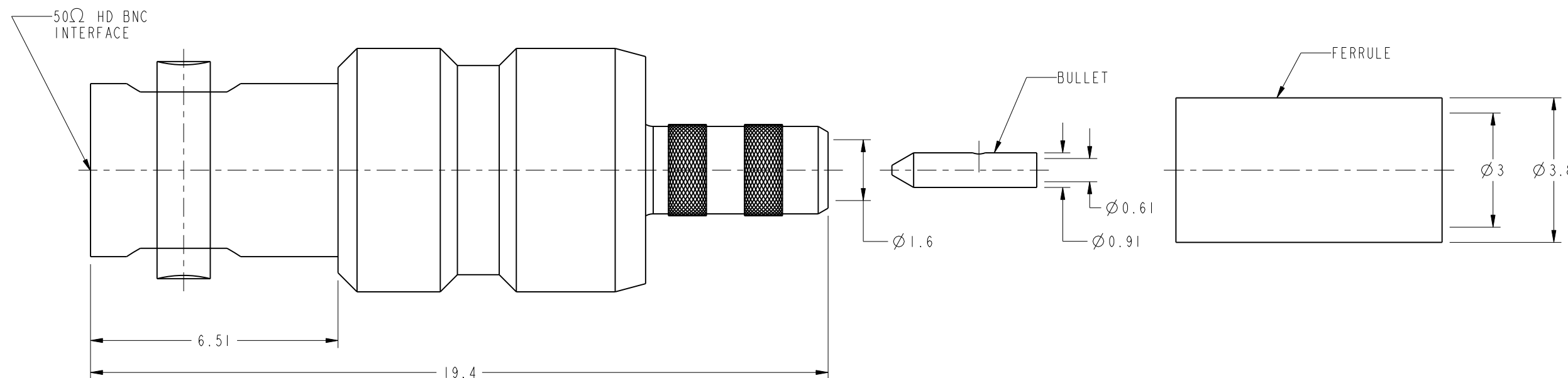
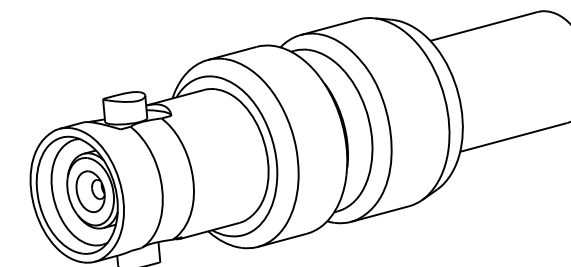
THIRD ANGLE PROJ.

REVISIONS

REV	DESCRIPTION	DATE	ECO	APPR
A	RELEASE TO MFG.	19-Jun-12	49123	TD



CABLE STRIPPING DIMENSIONS



**CUSTOMER OUTLINE DRAWING**

ALL OTHER SHEETS ARE FOR INTERNAL USE ONLY

UNLESS OTHERWISE SPECIFIED, DIMENSIONS ARE IN METRIC AND TOLERANCES ARE: <0.5mm ±0.05mm    0.5 - 6mm ±0.1mm    6 - 30mm ±0.2mm    30 - 120mm ±0.3mm    ANGLES ±1°  NOTICE - These drawings, specifications, or other data (1) are, and remain the property of Amphenol corp. (2) must be returned upon request; and (3) are confidential and not to be disclosed to any person other than those to whom they are given by Amphenol Corp. the furnishing of these drawings, specifications, or other data by Amphenol Corp., or to any other person for any purpose is not to be regarded by implication or otherwise in any manner licensing, granting rights to permitting such holder or any other person to manufacture, use or sell any product, process or design, patented or otherwise, that may in any way be related to or disclosed by said drawings, specifications, or other data.	MATERIAL	DRAWN	DATE	TITLE		Amphenol RF www.amphenolrf.com	
	SEE NOTE 1	T. DENG	19-Jun-12				
	REFERENCE	APPROVED	DATE	SCALE: 8.0:1.0		DRAWING NO. 34-5020	
	EAR #5093	S. HSIEH	20-Jun-12	SHEET 2 OF 2		ITEM NO. 34-5020	
CONFIGURATION LEVEL:	CAD FILE	DWG SIZE		REV	PART NO. 34-5020		
FINISH		B		A			