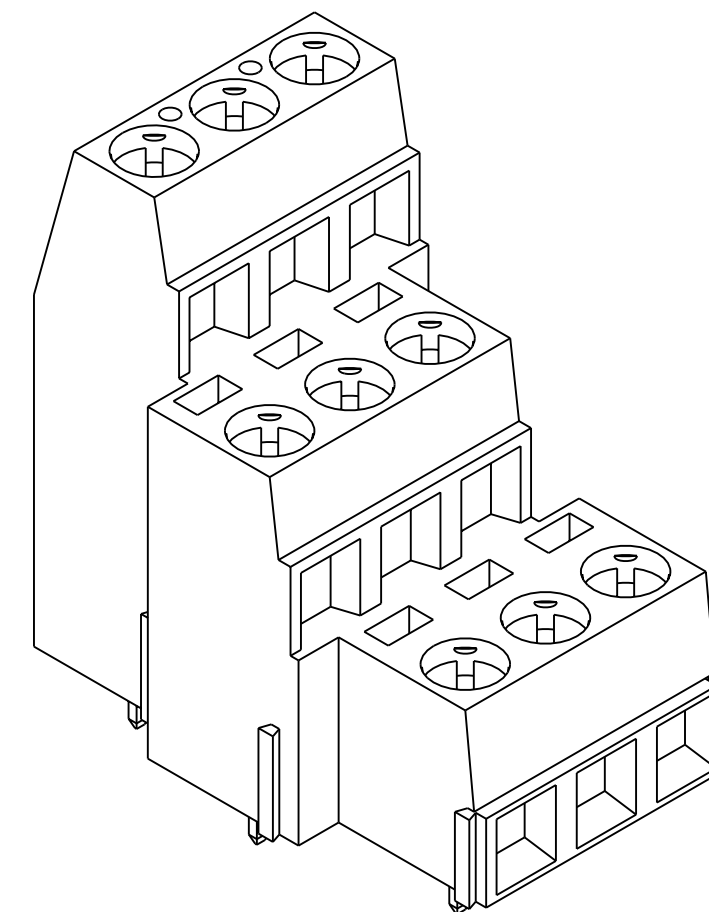
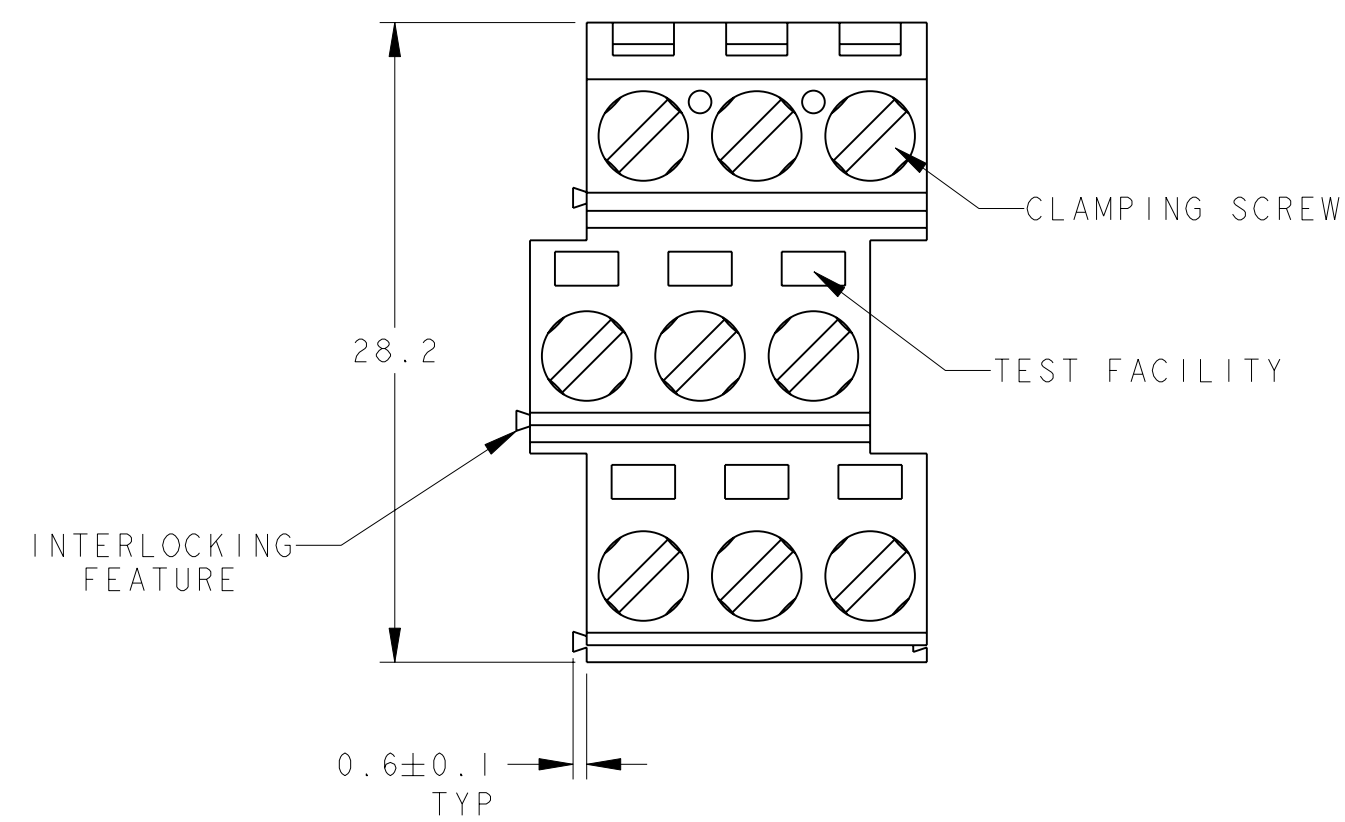


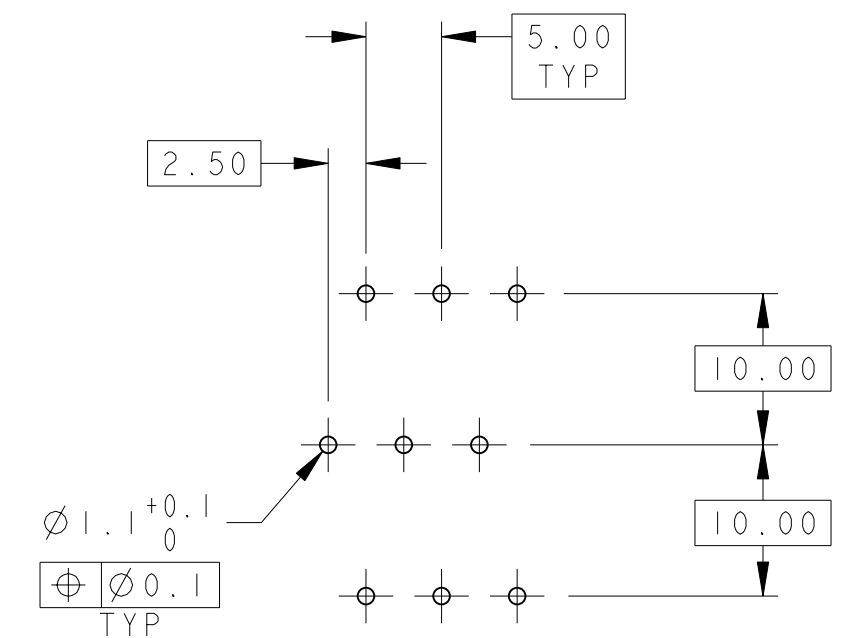
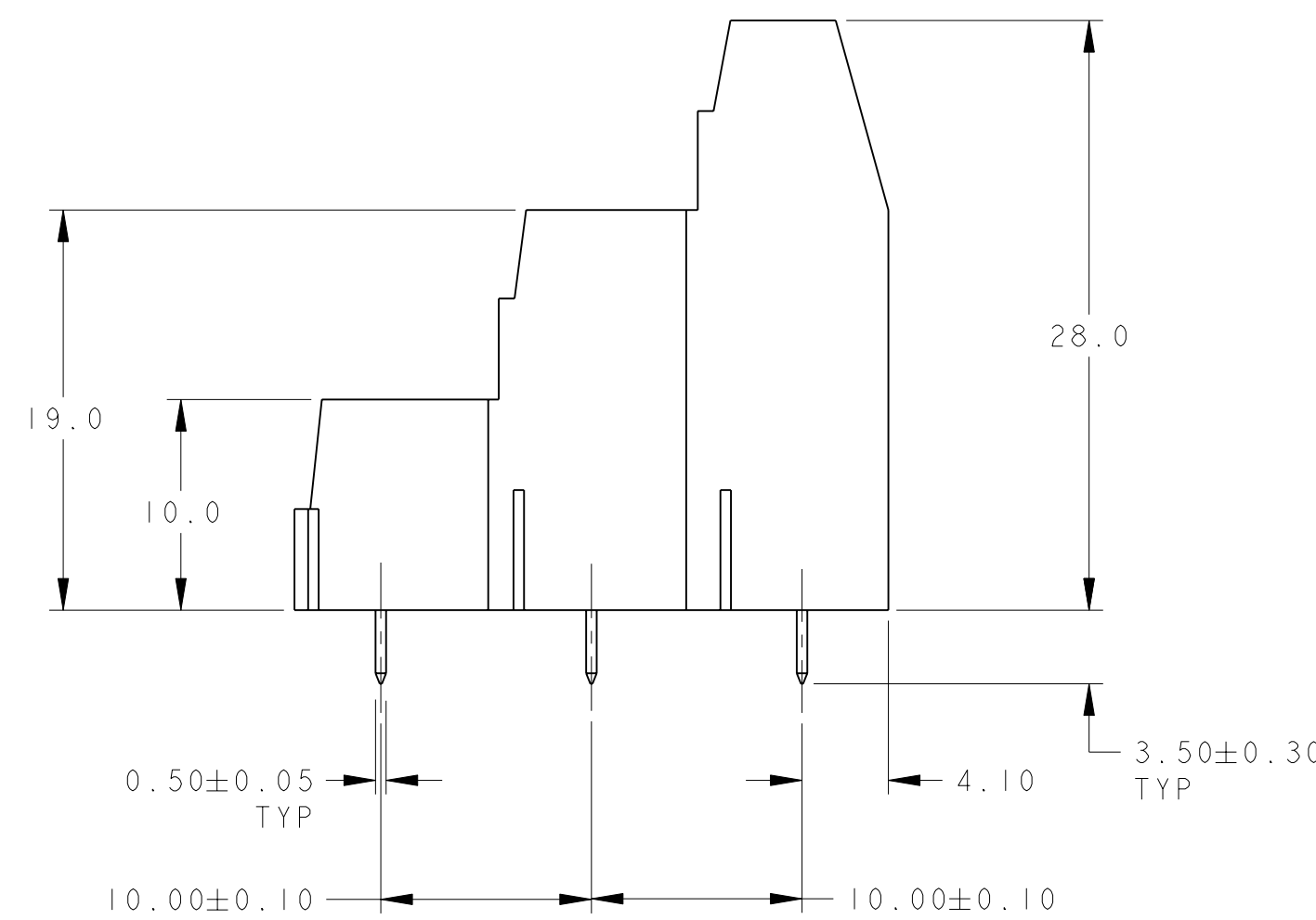
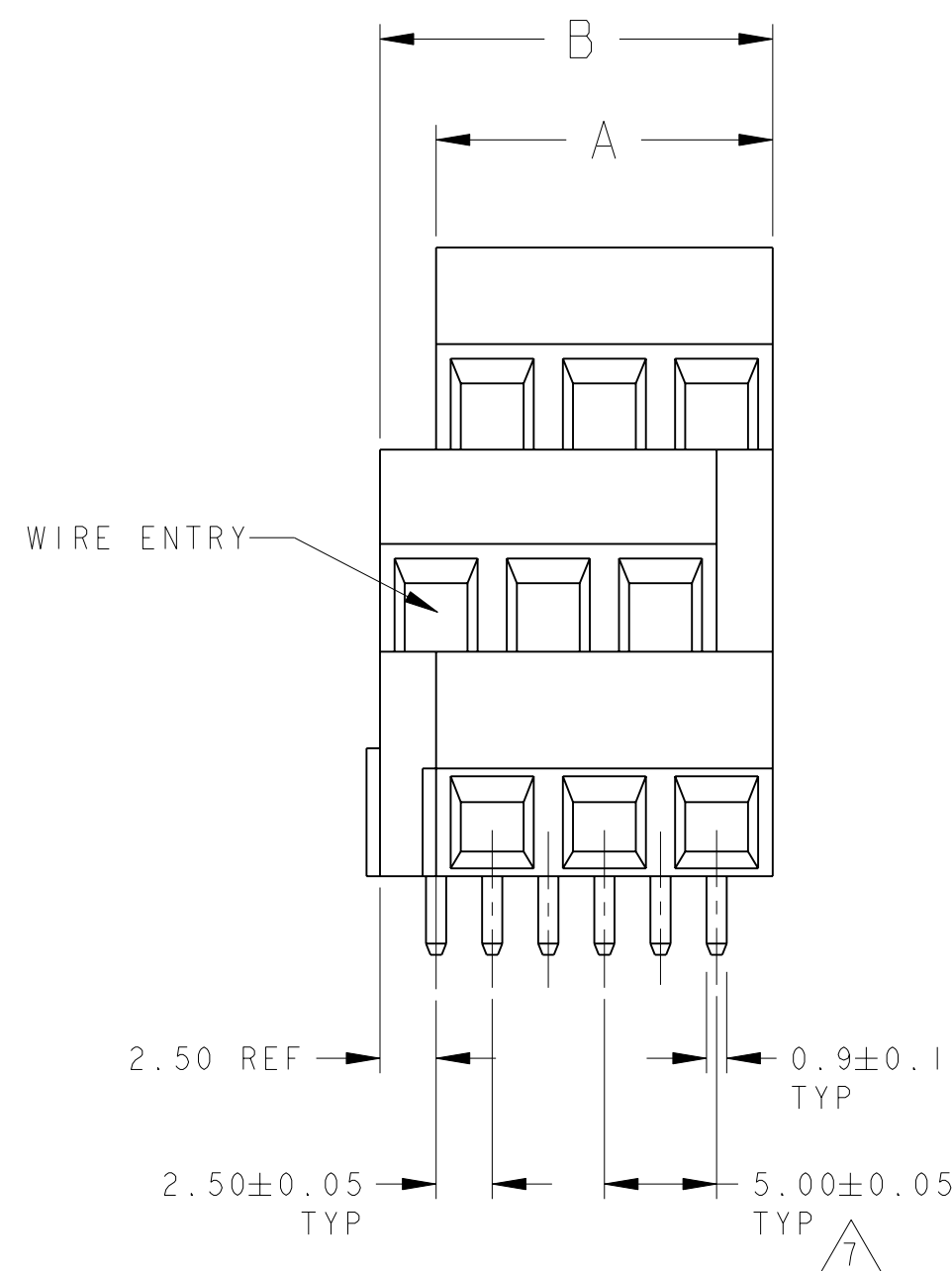
THIS DRAWING IS UNPUBLISHED. RELEASED FOR PUBLICATION 20  
 © COPYRIGHT 20 BY TYCO ELECTRONICS CORPORATION. ALL RIGHTS RESERVED.

LOC		DIST		REVISIONS			
P	LTR	DESCRIPTION	DATE	DWN	APVD		
	BI	REVISED ECO-06-002535	02MAR2006	SW	CR		



1. MATERIALS AND FINISH  
 HOUSING: PA 6-6, UL 94-V0, COLOR: GREEN.  
 CLAMP: BRASS, NICKEL PLATED.  
 TERMINAL: BRASS, TIN PLATED.  
 CLAMPING SCREW: M3, BRASS, NICKEL PLATED.
2. SUITABLE FOR 1,6-2,4mm PC BOARD THICKNESS.
3. END-TO-END STACKABLE W/INTERLOCK WITHOUT LOSS OF CENTERLINE SPACING.
4. WIRE SIZE RANGE: 12-30 AWG
5. RECOGNIZED UNDER THE COMPONENT PROGRAM OF UNDERWRITERS LABORATORIES INC. FILE N° E60677.
6. IMQ CERTIFICATE WITH SURVEILLANCE IN CONFORMITY WITH IEC 998-1/998-2-1.
7. NOT CUMULATIVE TOLERANCE.

282876-3 AS SHOWN



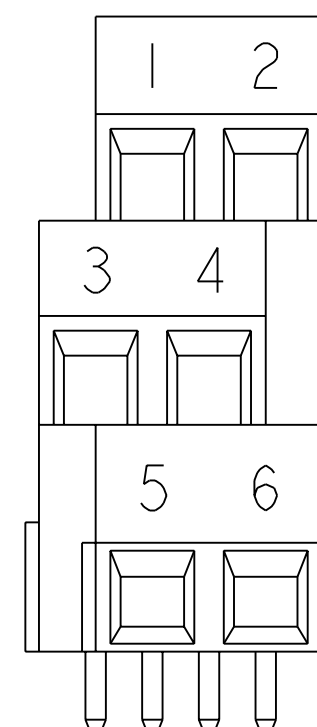
RECOMMENDED PC BOARD LAYOUT

SEE DETAIL T	12.50	10.00	2	282876-5
SEE DETAIL S	12.50	10.00	2	282876-4
-	17.50	15.00	3	282876-3
-	12.50	10.00	2	282876-2
MARKING	B	A	NO OF POSN	PART NUMBER


<small>THIS DRAWING IS A CONTROLLED DOCUMENT FOR TYCO ELECTRONICS CORPORATION. IT IS SUBJECT TO CHANGE AND THE CONTROLLING ENGINEERING ORGANIZATION SHOULD BE CONTACTED FOR THE LATEST REVISION.</small>		DWN S. WELDON 02MAR2006	Tyco Electronics Harrisburg, PA 17105-3608	
DIMENSIONS: mm		CHK C. RICHARD 02MAR2006	<b>BUCHANAN</b> NAME TERMINAL BLOCK, PCB MOUNT THREE LEVEL, STACKING W/INTERLOCK, 5.00mm PITCH	
<small>TOLERANCES UNLESS OTHERWISE SPECIFIED:</small> 0 PLC ±.3 1 PLC ±.3 2 PLC ±.25 3 PLC ±. 4 PLC ±. ANGLES ±2		APVD C. RICHARD 02MAR2006		
MATERIAL		PRODUCT SPEC 108-20166	SIZE A2	CAGE CODE 00779
FINISH		APPLICATION SPEC 114-20079	DRAWING NO C=282876	RESTRICTED TO -
FINISH		WEIGHT -	SCALE 3:1	
FINISH		CUSTOMER DRAWING		SHEET 1 OF 2

THIS DRAWING IS UNPUBLISHED.      RELEASED FOR PUBLICATION      20  
 © COPYRIGHT 20      BY TYCO ELECTRONICS CORPORATION. ALL RIGHTS RESERVED.

LOC		DIST		REVISIONS			
P	LTR	DESCRIPTION	DATE	DWN	APVD		
-	-	SEE SHEET 1	-	-	-		



DETAIL S



DETAIL T

<small>THIS DRAWING IS A CONTROLLED DOCUMENT FOR TYCO ELECTRONICS CORPORATION          IT IS SUBJECT TO CHANGE AND THE CONTROLLING ENGINEERING ORGANIZATION          SHOULD BE CONTACTED FOR THE LATEST REVISION.</small>		DWN S. WELDON 02MAR2006 CHK C. RICHARD 02MAR2006 APVD C. RICHARD 02MAR2006	Tyco Electronics Harrisburg, PA 17105-3608			
DIMENSIONS: mm 	TOLERANCES UNLESS OTHERWISE SPECIFIED: 0 PLC ± 1 PLC ±.3 2 PLC ±.25 3 PLC ± 4 PLC ± ANGLES ± FINISH ±2	PRODUCT SPEC 108-20166 APPLICATION SPEC 114-20079	NAME TERMINAL BLOCK, PCB MOUNT THREE LEVEL, STACKING W/INTERLOCK, 5.00mm PITCH			
MATERIAL -	FINISH -	WEIGHT -	SIZE A2	CAGE CODE 00779	DRAWING NO C=282876	RESTRICTED TO -
CUSTOMER DRAWING			SCALE 3:1	SHEET 2 OF 2	REV B1	