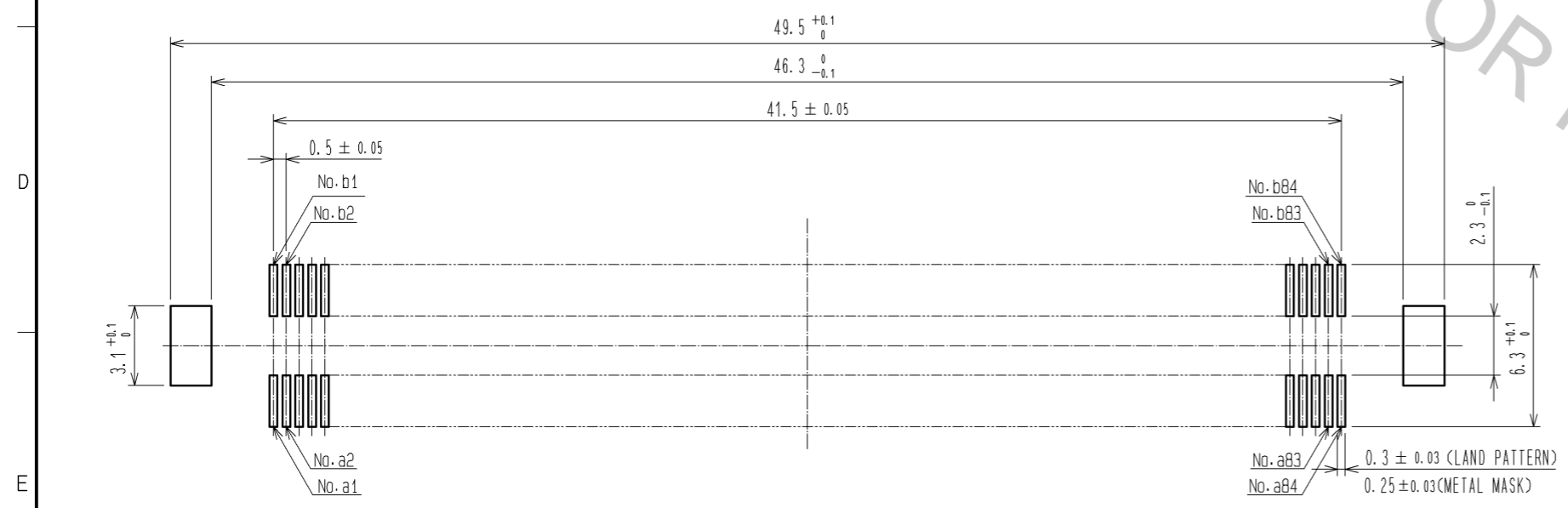


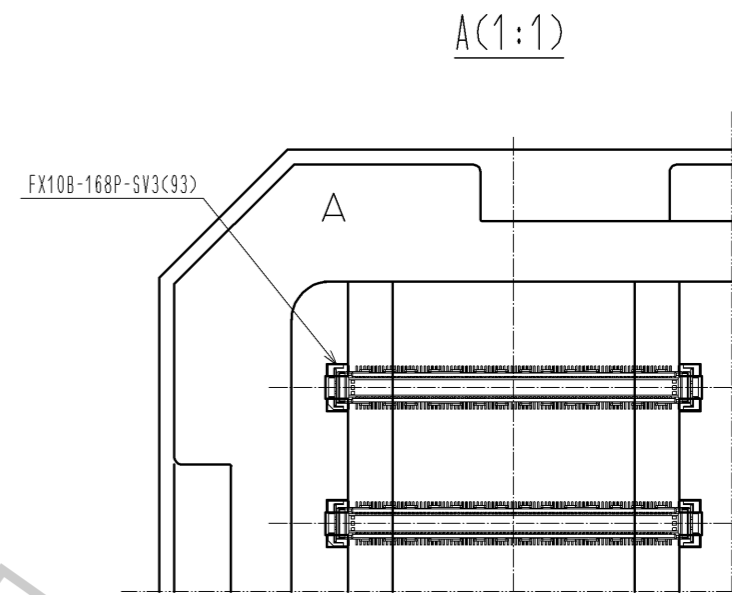
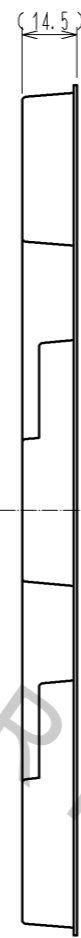
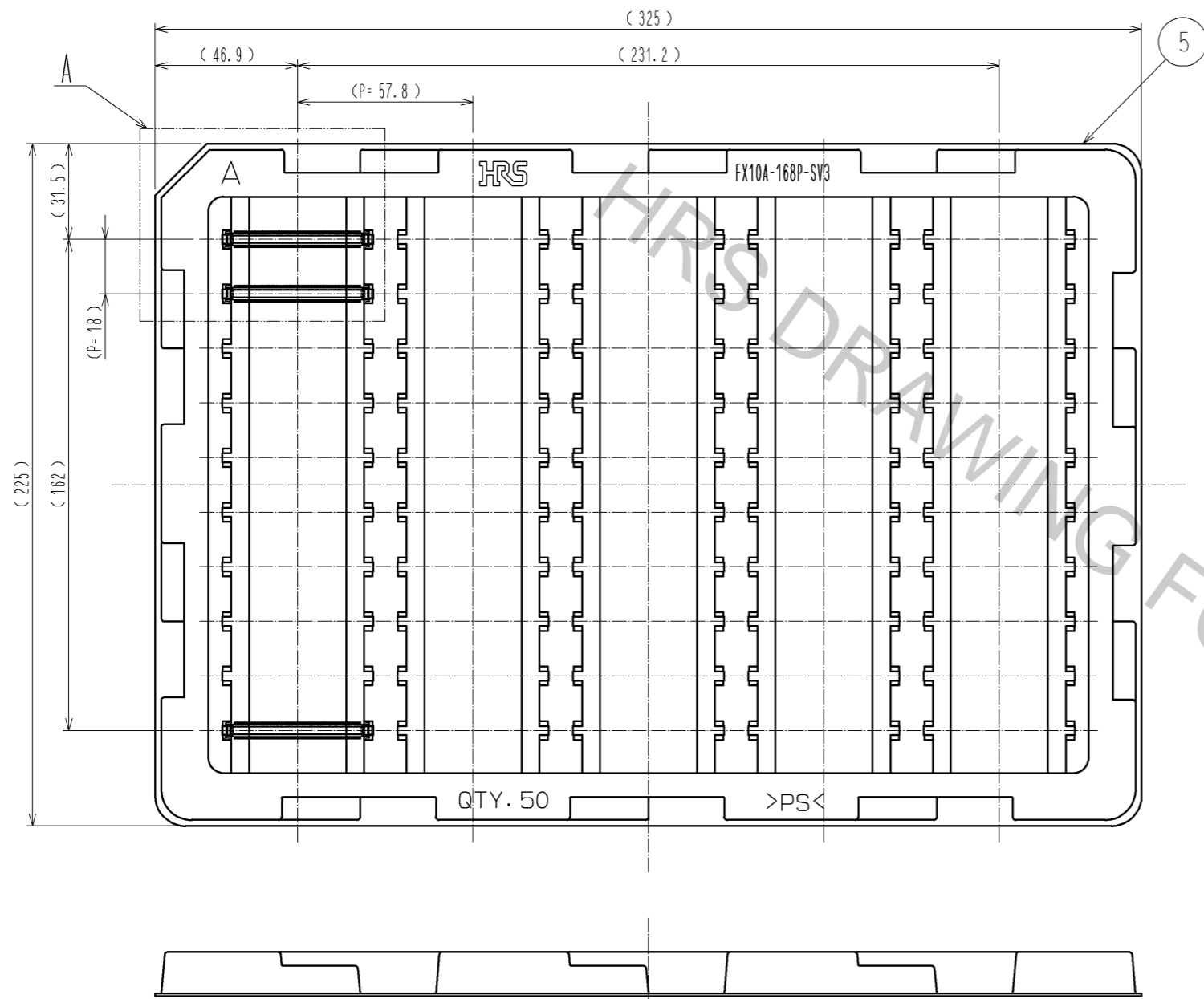
RECOMMENDED LAND PATTERN DIMENSION OF PCB  
(RECOMMENDED METAL MASK THICKNESS:0.15mm)



- NOTES
- 1 SMT LEAD-COPLANARITY:0.1 MAX.
  - 2 THIS PRODUCT HAS NO POLARITY TO PATTERN FOR MOUNTING.
  - 3 THE DIMENSIONS IN PARENTHESSES ARE FOR REFERENCE.
  - ④ STACKING HEIGHT FROM LEAD TO LEAD(REFERENCE DIMENSIONS)
  - ⑤ BOARD DISTANCE
  - ⑥ AREA IS VACUUM PICKUP AREA FOR REFERENCE.

3	COPPER ARROY	CONTACT AREA:GOLD 0.76μm min.	5	PS	
		LEAD AREA:GOLD 0.03μm min.			
		UNDER PLATING:NICKEL 1.3μm min.	4	COPPER ARROY	SURFACE AREA:GOLD 0.03μm min.
1, 2	LCP	BEIGE UL94V-0			UNDER PLATING:NICKEL 1.3μm min.
NO.	MATERIAL	FINISH . REMARKS	NO.	MATERIAL	FINISH . REMARKS
UNITS mm		SCALE 4 : 1	COUNT		DESCRIPTION OF REVISIONS
					DESIGNED
					CHECKED
					DATE
APPROVED : HS. OKAWA			11.03.24		
CHECKED : KI. HIROKAWA			11.03.24		
DESIGNED : DK. AIMOTO			11.03.23		
DRAWN : DK. AIMOTO			11.03.23		
DRAWING NO.				EDC3-330882-02	
PART NO.				FX10B-168P-SV3(93)	
CODE NO.				CL570-0305-0-93	

# DRAWING FOR PACKING(2:1)



- NOTES
- 1 TRAY:50 CONNECTORS.
  - 2 THIS PRODUCT HAS NO POLARITY TO TRAY PACKAGING.
  - 3 THE DIMENSIONS IN PARENTHESSES ARE FOR REFERENCE.

<b>HRS</b>	DRAWING NO.	EDC3-330882-02
	PART NO.	FX10B-168P-SV3(93)
	CODE NO.	CL570-0305-0-93
		△ 2/2