






# CLF6045T-1R5N-CA

Applications		Automotive Grade
Feature		Wire Wound
		Magnetic Shield
		Ferrite Core
		AEC-Q200
Series	CLF-CA Series / CLF6045-CA Type	
Status	PROD	



Size	
Length(L)	6.20mm +/-0.20mm
Width(W)	5.90mm +/-0.20mm
Thickness(T)	4.50mm +/-0.30mm
Recommended Land Pattern (A)	1.70mm Nom.
Recommended Land Pattern (B)	3.60mm Nom.
Recommended Land Pattern (C)	2.20mm Nom.

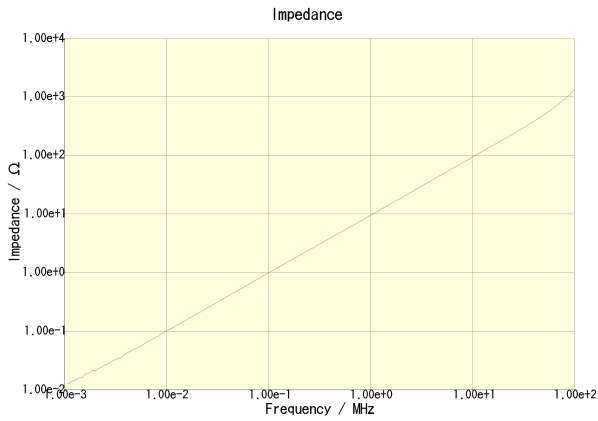
Electrical Characteristics	
Inductance	1.5uH +/-30% at 100kHz
Rated Current (L Change) [Typ.]	4.4A (10% Down)
Rated Current (Temperature Rise) [Typ.]	4.2A (30degC Rise)
DC Resistance [Nom.]	13mΩ
DC Resistance [Max.]	16.9mΩ

Other	
Operating Temp. Range (Including Self-Temp. Rise)	-40 to 105degC
Soldering Method	Reflow, Iron Soldering
AEC Q200	Yes
Packing	Blister (Plastic)Taping [330mm Reel]
Package Quantity	1000Pcs Min.
Weight	0.6g

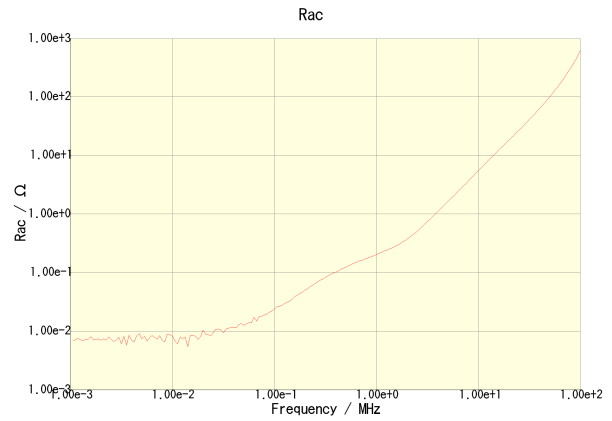
•This PDF document was created based on the data listed on the TDK Corporation website.  
 •All specifications are subject to change without notice.

# CLF6045T-1R5N-CA

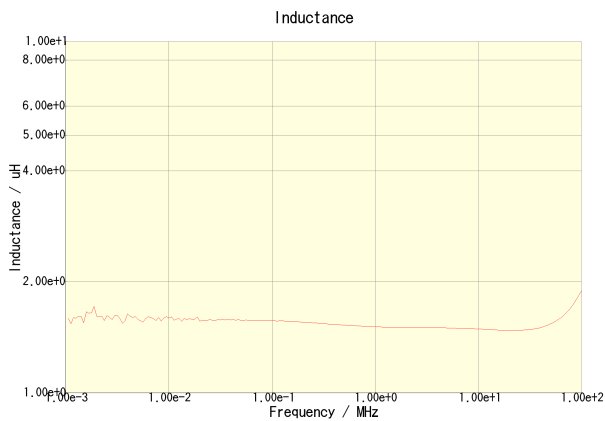
**Characteristic Graphs** (This is reference data, and does not guarantee the product's characteristics.)



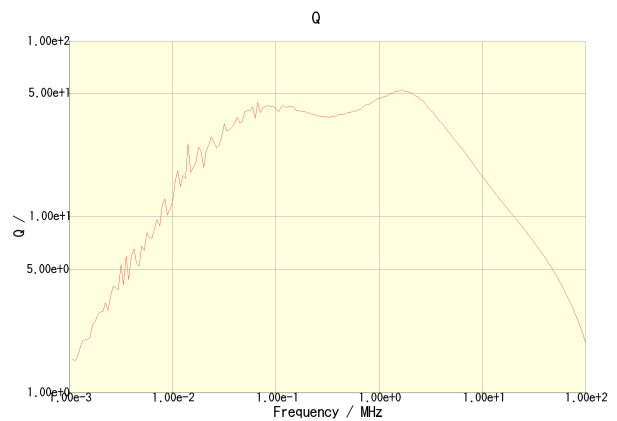
CLF6045T-1R5N-CA



CLF6045T-1R5N-CA



CLF6045T-1R5N-CA

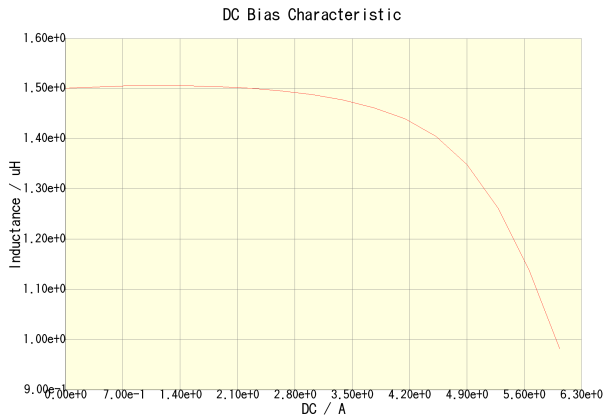


CLF6045T-1R5N-CA

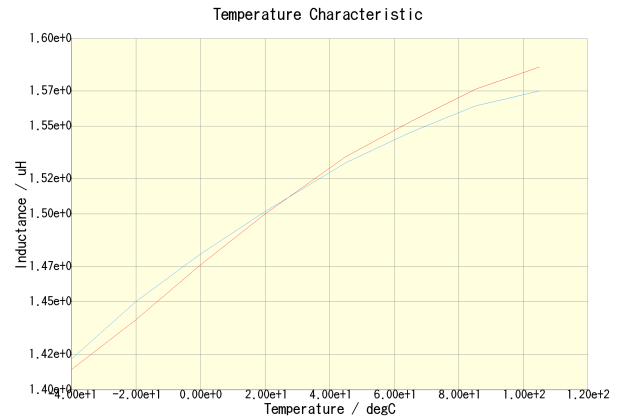
•This PDF document was created based on the data listed on the TDK Corporation website.  
 •All specifications are subject to change without notice.

# CLF6045T-1R5N-CA

**Characteristic Graphs** (This is reference data, and does not guarantee the product's characteristics.)

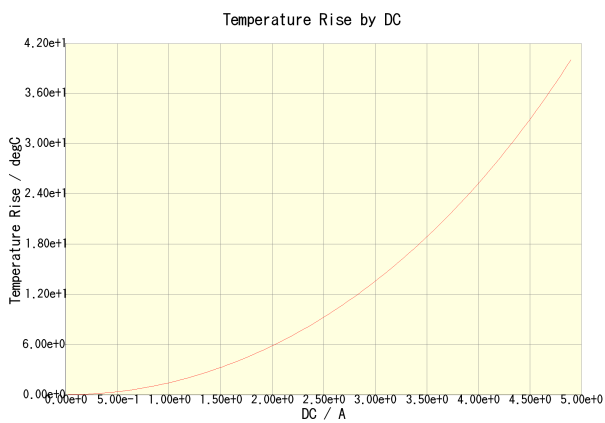


CLF6045T-1R5N-CA(Amb. Temp. = 20degc)



CLF6045T-1R5N-CA(DC = 0A)

CLF6045T-1R5N-CA(DC = 2.1A)



CLF6045T-1R5N-CA(Amb. Temp. = 20degc)

- This PDF document was created based on the data listed on the TDK Corporation website.
- All specifications are subject to change without notice.