THIS DRAWING IS UNPUBLISHED. RELEASED FOR PUBLICATION 20
© COPYRIGHT 20 BY TYCO ELECTRONICS CORPORATION. ALL RIGHTS RESERVED.

PART NUMBER	REV	TERMINATOR	FEED TYPE	DESCRIPTION
1426603-1	A	LEADMAKER	MECH POST FEED	CUTS CARRIER
1426603-2	A	BENCH	MECH PRE FEED	CUTS CARRIER
1426603-6	A	LEADMAKER	MECH POST FEED	CONTINUOUS CARRIER
7-1426603-1	A	LEADMAKER	MECH POST FEED	-1 AND SPARE PARTS
7-1426603-2	A	BENCH	MECH PRE FEED	-2 AND SPARE PARTS
7-1426603-6	A	LEADMAKER	MECH POST FEED	-6 AND SPARE PARTS
7-1426603-7	A	-	-	SPARE PARTS KIT

SET UP GAGE 458637-3

LOC	DIST
A	66

REVISIONS

P	LTR	DESCRIPTION	DATE	DWN	APVD
	A	SEE ECO-06-008989	18APR2006	LJL	MC

CRIMP DATA HARTING TERMINAL TYCO CRIMP SPECS 5

TERMINAL NAME: D-SUB PIN & SOCKET CONTACT

CRIMP	SIZE	TYPE	RANGE
WIRE	1.07 [.042 IN]	F	28-24 AWG
INSUL	1.57 [.062 IN]	O	0.90-1.10 [.035-.043 IN]

WIRE STRIP LENGTH 2.10-2.90 [.083-.114 IN]

APPL INSTRUCTIONS 408-8322

TERMINAL APPL SPEC NONE. - - -

FEED 7.62 [.300 IN]

TERMINALS APPLIED

TYCO TERM PIN	MANUF TERM PIN	TYCO TERM SKT	MANUF TERM SKT
1572978-1	0967 000 7265	1572979-1	0967 000 7165
1572978-2	0967 000 7267	1572979-2	0967 000 7167
1572978-3	0967 000 7268	1572979-3	0967 000 7168
-	-	-	-

WIRE SIZE	CRIMP HEIGHT 5	PIN PN & LENGTH [IN]
24 AWG	0.74 ±0.05 [.029 ±.002 IN]	5-354779-7 [.3275]
26 AWG	0.66 ±0.05 [.026 ±.002 IN]	6-354779-3 [.3305]
28 AWG	0.64 ±0.05 [.025 ±.002 IN]	6-354779-5 [.3315]
-	-	
-	-	
-	-	
-	-	
-	-	
-	-	
-	-	
-	-	
-	-	

1. RECOMMENDED SPARE PARTS.
2. GREASE RAM, CAM, CAM FOLLOWER AND FEED ROD LIGHTLY.
3. CERTAIN TERMINALS REQUIRE LUBRICATION. REFER TO THE APPLICATOR INSTRUCTION SHEET FOR MORE INFORMATION.
4. LUBRICATE DAILY PER THE APPLICATOR INSTRUCTION SHEET SUPPLIED WITH THE APPLICATOR.
5. ALL CRIMP DATA CALCULATED BY TYCO ELECTRONICS UK LTD.
6. ADJUSTMENT OF FEED TRACK MAY BE REQUIRED WHEN CHANGING FROM PIN TO SOCKET.

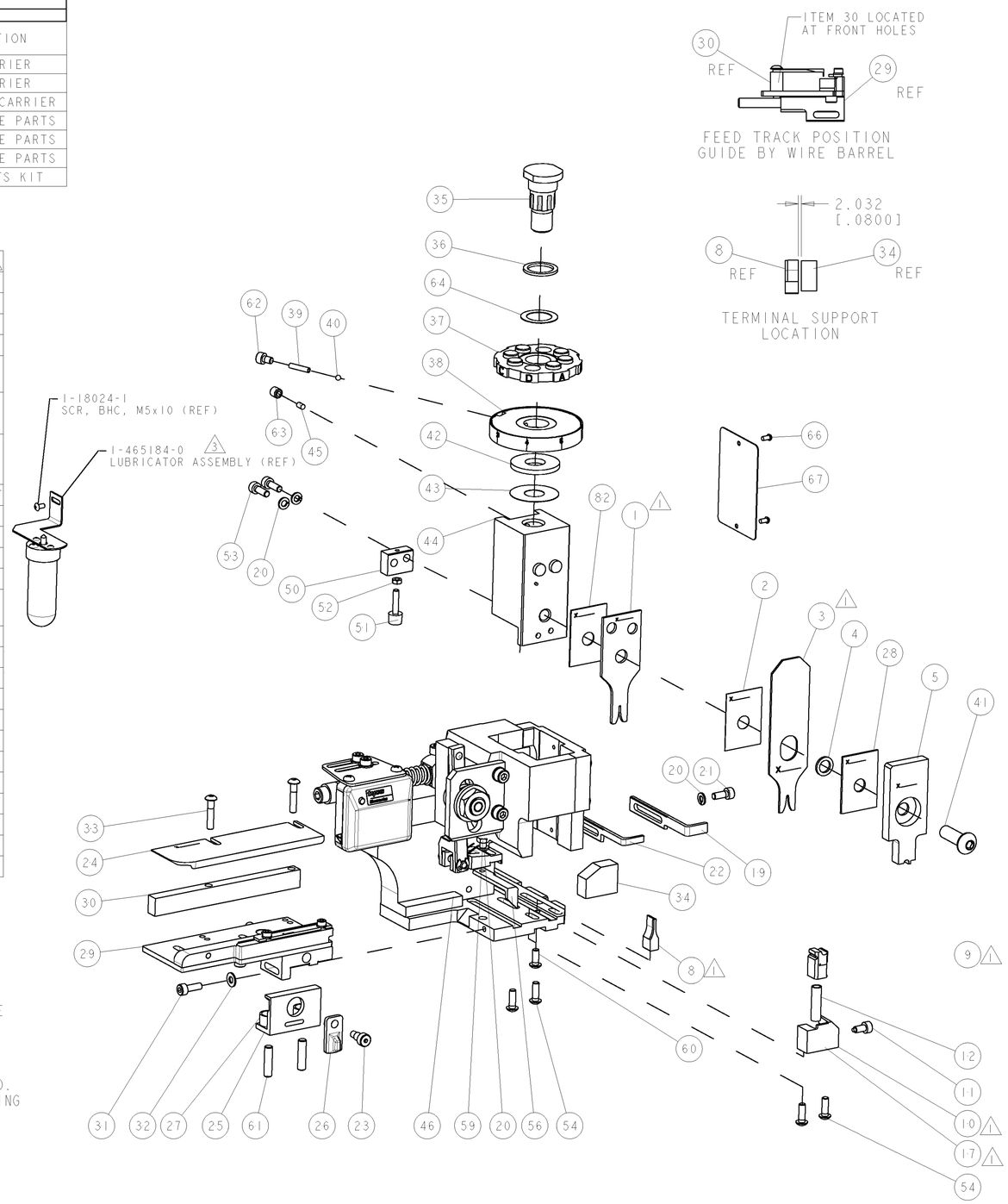

ITEM NO	PART NO	DESCRIPTION
73	-	-
72	-	-
71	1338705-1	DOCUMENTATION PACKAGE
70	-	-
69	-	-
68	-	-
67	461264-1	PLATE, IDENTIFICATION
66	21017-2	SCREW, DRIVE
65	-	-
64	986950-1	WASHER, FLAT PRECISION
63	3-18031-0	SCR, SET, CUP POINT M6 X 6.0
62	18023-9	SCR, SKT HD CAP M4 X 6.0
61	2-18032-5	SCR, SET, FLT POINT M5 X 20.0
60	18024-7	SCR, BTN SKT HD CAP (M4 X 10.0)
59	5-18022-2	SCR, HEX HD CAP M4 X 8.0
58	-	-
57	-	-
56	1338685-1	PAWL, FEED
55	-	-
54	18024-8	SCR, BTN SKT HD CAP (M4 X 12.0)
53	1-18023-2	SCR, SKT HD CAP M4 X 12.0
52	18030-1	NUT, HEX, REG M3
51	811242-5	BUMPER, HOLD DOWN
50	690753-2	SPACER, TONKER
49	18024-3	SCR, BTN SKT HD CAP (M3 X 10.0)
48	1338675-1	CAM, UNIVERSAL PRE FEED
47	1338676-1	CAM, UNIVERSAL POST-FEED
46	1320999-3	APPLICATOR SUBASSEMBLY, HDI
45	690191-1	PLUG,NYLON
44	1338660-1	RAM
43	690125-1	SHIM SUB-ASSY
42	690124-1	WASHER, RAM (.115)
41	2-18024-6	SCR, BTN SKT HD CAP (M8 X 25.0)
40	23241-1	BALL, STEEL
39	2-22278-7	SPRING, COMPRESSION
38	1320922-1	DISC, ADJUST, INSULATION CRIMP
37	354777-1	WIRE DISC, ASSEMBLY
36	22480-5	SPRING, COMPRESSION
35	690212-1	POST, RAM
34	2-1320934-5	SUPPORT, TERMINAL
33	1-18024-0	SCR, BTN SKT HD CAP (M4 X 20.0)
32	18027-2	WASHER, FLAT, REG M4
31	1-18023-2	SCR, SKT HD CAP M4 X 12.0
30	1320908-4	SPACER, STRIP GUIDE
29	1633073-1	STRIP GUIDE ASSEMBLY
28	1-455888-0	SPACER, CRIMPER
27	1-22284-0	SPRING, COMPRESSION
26	356835-1	LEVER, DRAG RELEASE
25	240792-1	DRAG, TERMINAL
24	1320928-1	PLATE, STRIP GUIDE
23	980371-4	SCR, SKT HD SHLDR 5.0 DIA X 6.0
22	690472-2	STRIPPER
21	1-18023-1	SCR, SKT HD CAP M4 X 10.0
20	18025-2	WASHER, SPRG LOCK, REG M4
19	690472-1	STRIPPER
18	-	-
17	1338684-1	SHEAR HOLDER, FRONT
16	-	-
15	-	-
14	-	-
13	-	-
12	3-22280-3	SPRING, COMPRESSION
11	356885-4	STOP, SHEAR
10	1320921-1	SHEAR HOLDER, FRONT, CUT
9	462006-1	FLOATING SHEAR, FRONT
8	1633127-3	ANVIL, COMBINATION .042
7	-	-
6	-	-
5	2-455889-0	DEPRESSOR, SHEAR
4	2-238011-0	BLOCK, CRIMPER SPACER
3	5-456135-7	CRIMPER, INSULATION O PREMIUM
2	455888-2	SPACER, CRIMPER
1	456401-5	CRIMPER, WIRE PREMIUM

-77	-76	-72	-71	-6	-2	-1	PART NO	DESCRIPTION	ITEM NO
-	-	-	-	-	-	-	-	-	84
-	-	-	-	-	-	-	-	-	83
-	1	1	1	1	1	1	455888-6	SPACER, CRIMPER	82
-	-	-	-	-	-	-	-	-	81
-	-	-	-	-	-	-	-	-	80
-	-	-	-	-	-	-	-	-	79
-	-	-	-	-	-	-	-	-	78
-	-	-	-	-	-	-	-	-	77
-	-	-	-	-	-	-	-	-	76
-	-	-	-	-	-	-	-	-	75
-	-	-	-	-	-	-	-	-	74

VIEW B ROTATED 180°

POST-FEED 40mm STROKE

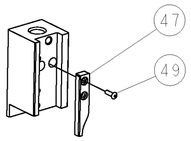

POST-FEED 30mm STROKE

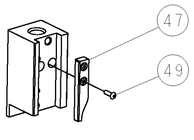

PRE-FEED 30mm STROKE

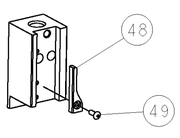

PRE-FEED 40mm STROKE

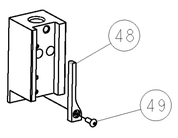

AMP 4805 REV 31MAR2000

Pro/ENGINEER DRAWING

THIS DRAWING IS A CONTROLLED DOCUMENT FOR TYCO ELECTRONICS CORPORATION. IT IS SUBJECT TO CHANGE AND THE CONTROLLING ENGINEERING ORGANIZATION SHOULD BE CONTACTED FOR THE LATEST REVISION.

DIMENSIONS: mm [IN]

TOLERANCES UNLESS OTHERWISE SPECIFIED: 0 PLC ±- 1 PLC ±- 2 PLC ±- 3 PLC ±- 4 PLC ±- ANGLES ±-

MATERIAL - -

FINISH - -

DWN L LOFTHOUSE 18-Apr-06

CHK -

APVD M.CLIFFORD 18-Apr-06

PRODUCT SPEC -

APPLICATION SPEC See Table

WEIGHT -

CUSTOMER DRAWING

tyco Electronics — Tyco Electronics, Harrisburg, PA 17105-3608

NAME SIDE FEED HDI APPLICATOR - -

SIZE	CAGE CODE	DRAWING NO	RESTRICTED TO
A1	00779	C-1426603	-

SCALE 3:5 SHEET 1 OF 1 REV A