



Micro Commercial Components

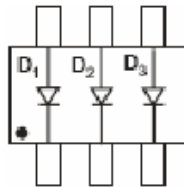


Micro Commercial Components
20736 Marilla Street Chatsworth
CA 91311
Phone: (818) 701-4933
Fax: (818) 701-4939

SD103ATW

Features

- Low Forward Voltage Drop
- Guard Ring Construction for Transient Protection
- Fast Switching
- Low Leakage Current
- Three Fully Isolated Schottky Diodes
- Halogen free available upon request by adding suffix "-HF"
- Epoxy meets UL 94 V-0 flammability rating
- Marking: KLL
- Moisture Sensitivity Level 1

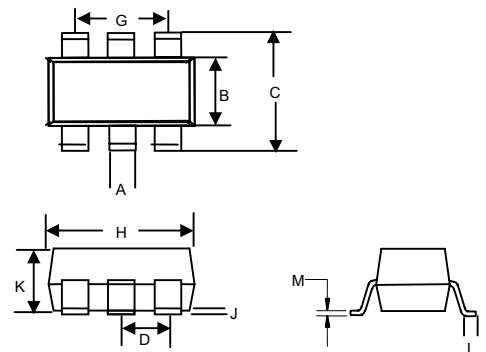


200mW
SCHOTTKY BARRIER
DIODE

Maximum Ratings

Symbol	Rating	Rating	Unit
V_{RRM}	Peak Repetitive Reverse Voltage	40	V
V_{RWM}	Working Peak Reverse Voltage		
V_R	DC Blocking Voltage		
$V_{R(RMS)}$	RMS Reverse Voltage	28	V
I_{FM}	Forward Continuous Current(note.1)	350	mA
I_O	Average Rectified Output Current(note.1)	175	mA
I_{FSM}	Peak Forward Surge Current @ $t \leq 10ms$	1.0	A
$R_{\theta JA}$	Thermal Resistance Junction to Ambient	500	$^{\circ}C/W$
P_D	Power dissipation	200	mW
T_J	Junction Temperature	125	$^{\circ}C$
T_{STG}	Storage Temperature	-55 to +125	$^{\circ}C$

SOT-363



Electrical Characteristics @ 25°C Unless Otherwise Specified

Symbol	Parameter	Min	Max	Test Conditions
$V_{(BR)}$	Reverse Breakdown Voltage	40V	---	$I_R = 100 \mu A$ (note.2)
I_R	Reverse Voltage Leakage Current(note.2)	---	2 μA 5 μA	$V_R = 10V$ $V_R = 30V$
V_F	Forward Voltage(note.2)	----	0.27V 0.32V 0.37V 0.50V	$I_F = 1.0mA$ $I_F = 5.0mA$ $I_F = 20mA$ $I_F = 100mA$
C_T	Total Capacitance	---	50pF	$V_R = 0V, f = 1MHz$
t_{rr}	Reverse Recovery Time	---	10.0ns	$I_F = I_R = 200mA,$ $I_{rr} = 0.1 * I_R, R_L = 100 \Omega$

DIM	DIMENSIONS				NOTE
	INCHES		MM		
	MIN	MAX	MIN	MAX	
A	.006	.014	0.15	0.35	
B	.045	.053	1.15	1.35	
C	.085	.096	2.15	2.45	
D	.026		0.65Nominal		
G	.047	.055	1.20	1.40	
H	.071	.087	1.80	2.20	
J	---	.004	---	0.10	
K	.035	.043	0.90	1.10	
L	.010	.018	0.26	0.46	
M	.003	.006	0.08	0.15	

- Notes: 1. This is the maximum rating of single Diode (D_1 or D_2 or D_3). In the case of using two or three diodes, the maximum ratings per diode are 75% of the ratings for single diode operation.
2. Short duration test pulse used to minimize self-heating effect.

SD103ATW

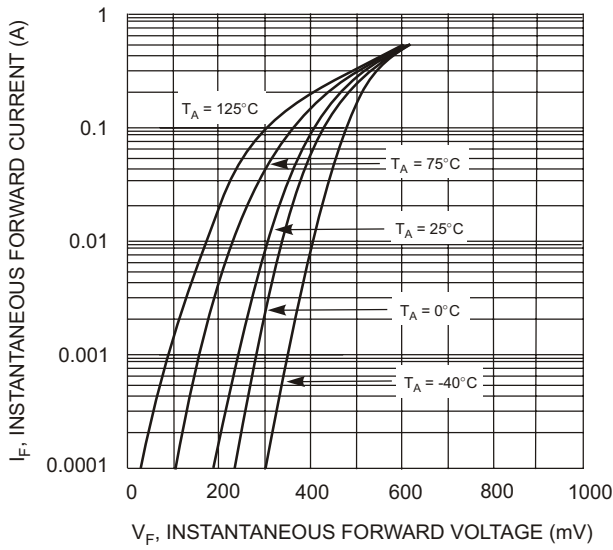


Fig. 1 Typical Forward Characteristics

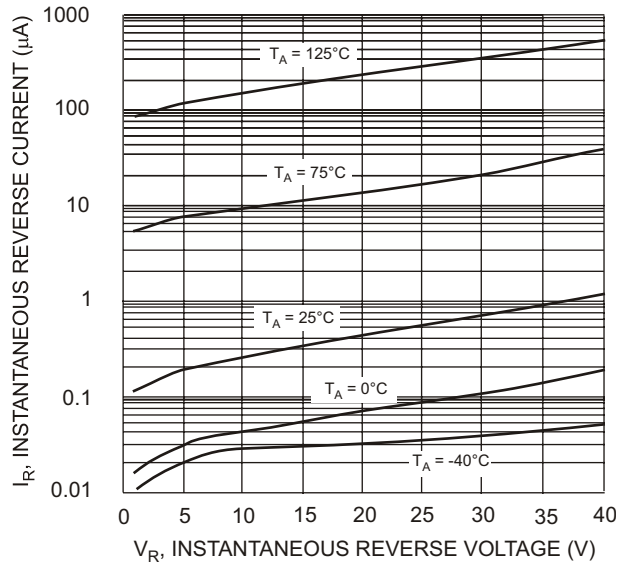


Fig. 2 Typical Reverse Characteristics

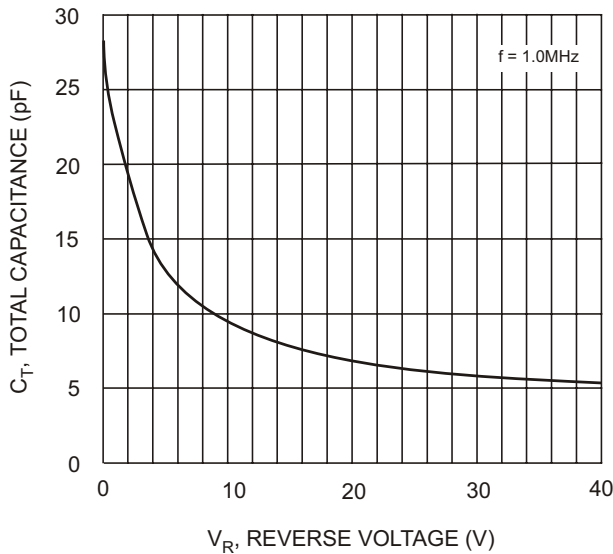


Fig. 3 Typ. Total Capacitance vs. Reverse Voltage

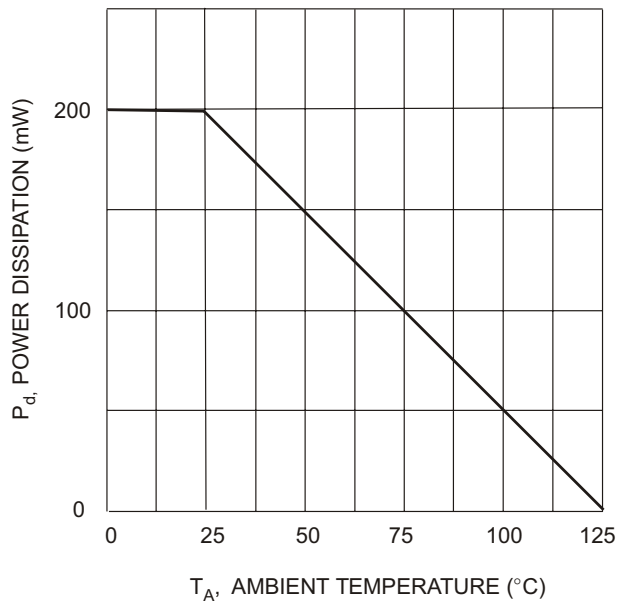


Fig. 4 Power Derating Curve



Micro Commercial Components

Ordering Information :

Device	Packing
Part Number-TP	Tape&Reel: 3Kpcs/Reel

*****IMPORTANT NOTICE*****

Micro Commercial Components Corp. reserves the right to make changes without further notice to any product herein to make corrections, modifications , enhancements , improvements , or other changes . **Micro Commercial Components Corp .** does not assume any liability arising out of the application or use of any product described herein; neither does it convey any license under its patent rights ,nor the rights of others . The user of products in such applications shall assume all risks of such use and will agree to hold **Micro Commercial Components Corp .** and all the companies whose products are represented on our website, harmless against all damages.

*****LIFE SUPPORT*****

MCC's products are not authorized for use as critical components in life support devices or systems without the express written approval of Micro Commercial Components Corporation.

*****CUSTOMER AWARENESS*****

Counterfeiting of semiconductor parts is a growing problem in the industry. Micro Commercial Components (MCC) is taking strong measures to protect ourselves and our customers from the proliferation of counterfeit parts. MCC strongly encourages customers to purchase MCC parts either directly from MCC or from Authorized MCC Distributors who are listed by country on our web page cited below. Products customers buy either from MCC directly or from Authorized MCC Distributors are genuine parts, have full traceability, meet MCC's quality standards for handling and storage. **MCC will not provide any warranty coverage or other assistance for parts bought from Unauthorized Sources.** MCC is committed to combat this global problem and encourage our customers to do their part in stopping this practice by buying direct or from authorized distributors.