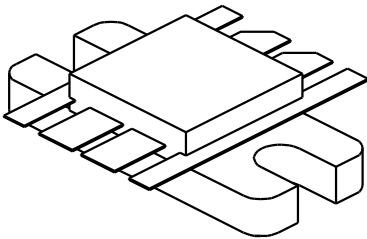


0105-50

50 Watts, 28 Volts, Class AB
Defcom 100 - 500 MHz

<p>GENERAL DESCRIPTION</p> <p>The 0105-50 is a double input matched COMMON EMITTER broadband transistor specifically intended for use in the 100-500 MHz frequency band. It may be operated in Class AB or C. Gold metallization and silicon diffused resistors ensure ruggedness and high reliability.</p>	<p>CASE OUTLINE 55JT, Style 2</p> 
<p>ABSOLUTE MAXIMUM RATINGS</p> <p>Maximum Power Dissipation @ 25°C 140 Watts</p> <p>Maximum Voltage and Current</p> <p>BVces Collector to Emitter Voltage 65 Volts BVebo Emitter to Base Voltage 4.0 Volts Ic Collector Current 7.0 A</p> <p>Maximum Temperatures</p> <p>Storage Temperature - 65 to +150°C Operating Junction Temperature +200°C</p>	

ELECTRICAL CHARACTERISTICS @ 25 °C

SYMBOL	CHARACTERISTICS	TEST CONDITIONS	MIN	TYP	MAX	UNITS
Pout	Power Output	F = 500 MHz	50			Watts
Pin	Power Input	Vcc = 28 Volts		5.0	7.0	Watts
Pg	Power Gain		8.5	10		dB
η_c	Efficiency			55		%
VSWR	Load Mismatch Tolerance				5:1	

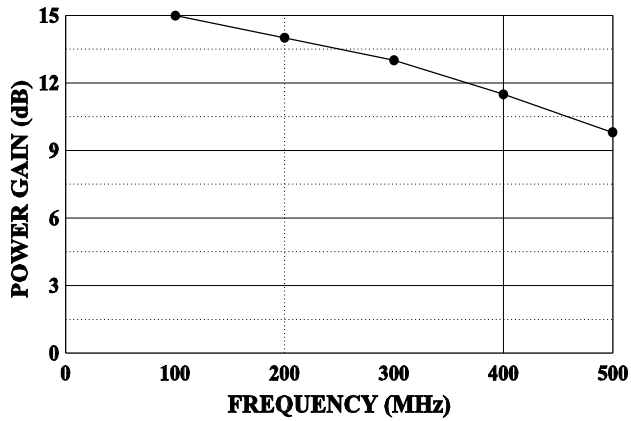
BVebo	Emitter to Base Breakdown	Ie = 10 mA	4.0			Volts
BVces	Collector to Emitter Breakdown	Ic = 100 mA	60			Volts
BVceo	Collector to Emitter Breakdown	Ie = 100 mA	33			Volts
Cob	Output Capacitance	Vcb = 28 V, F = 1 MHz		52		pF
h_{FE}	DC - Current Gain	Vce = 5 V, Ic = 1 A	10			
θ_{jc}	Thermal Resistance				1.25	°C/W

Issue August 1996

GHz TECHNOLOGY INC. RESERVES THE RIGHT TO MAKE CHANGES WITHOUT FURTHER NOTICE. GHz RECOMMENDS THAT BEFORE THE PRODUCT(S) DESCRIBED HEREIN ARE WRITTEN INTO SPECIFICATIONS, OR USED IN CRITICAL APPLICATIONS, THAT THE PERFORMANCE CHARACTERISTICS BE VERIFIED BY CONTACTING THE FACTORY.

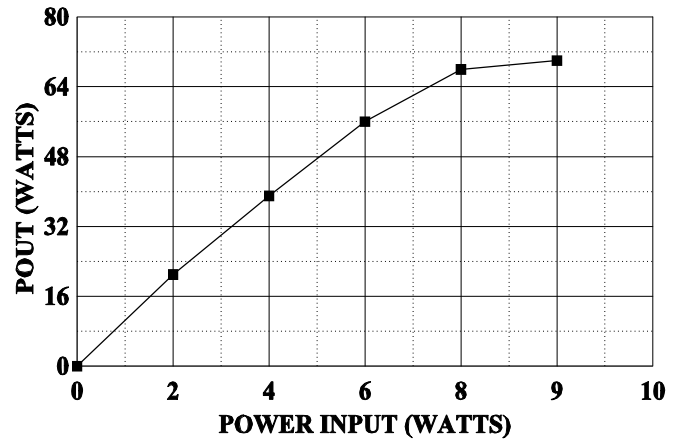
POWER GAIN VS FREQUENCY

Po=50W, Vcc=28V

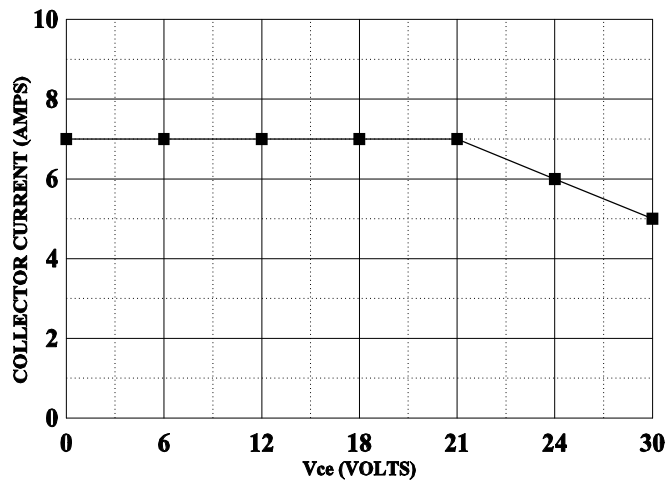


POWER OUTPUT vs POWER INPUT

Vcc= 28V f=400MHz



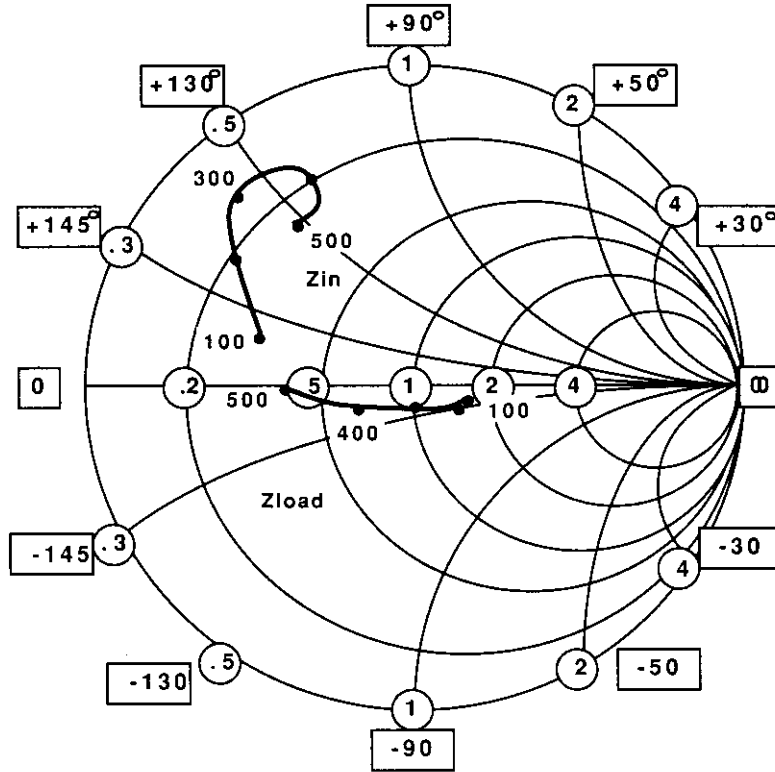
DC SAFE OPERATING AREA



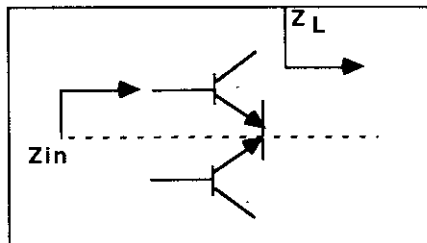
SMITH CHART

0105-50

NORMALIZED IMPEDANCE AND ADMITTANCE COORDINATES



NORMALIZED TO 10 OHM SYSTEM



FREQUENCY MHz	R	Zin	JX	FREQUENCY MHz	R	Zload	JX
100	3.5		+ 1.8	100	12.2		- 2.0
200	2.2		+ 3.0	200	11.0		- 2.5
300	1.5		+ 4.4	300	10.0		- 1.4
400	2.4		+ 5.2	400	7.0		- 1.4
500	2.8		+ 4.0	500	4.0		- 0.5