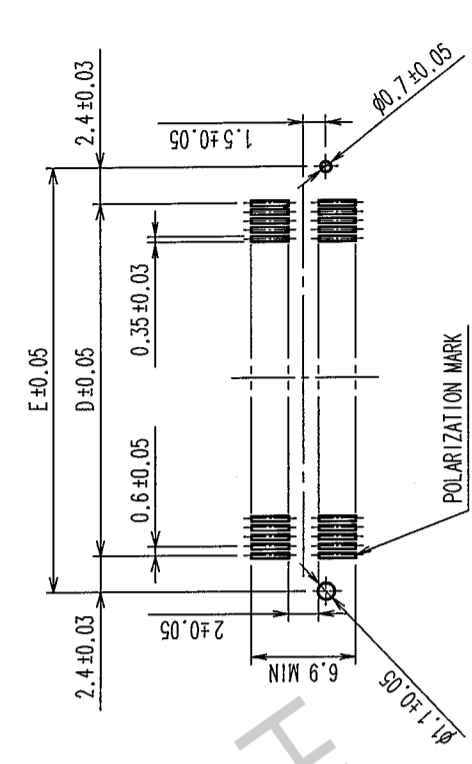


COUNT	DESCRIPTION OF REVISIONS	BY	CHKD	DATE	COUNT	DESCRIPTION OF REVISIONS	BY	CHKD	DATE
3	RE-F-09671	K.N	H.Y	04.04.08					
1	RE-F-10252	K.D	H.O	04.12.06					

COUNT	DESCRIPTION OF REVISIONS	BY	CHKD	DATE	COUNT	DESCRIPTION OF REVISIONS	BY	CHKD	DATE
3	RE-F-09671	K.N	H.Y	04.04.08					
1	RE-F-10252	K.D	H.O	04.12.06					

RECOMMENDED LAND PATTERN DIMENSION OF P.C.B. (MOUNTING SIDE)

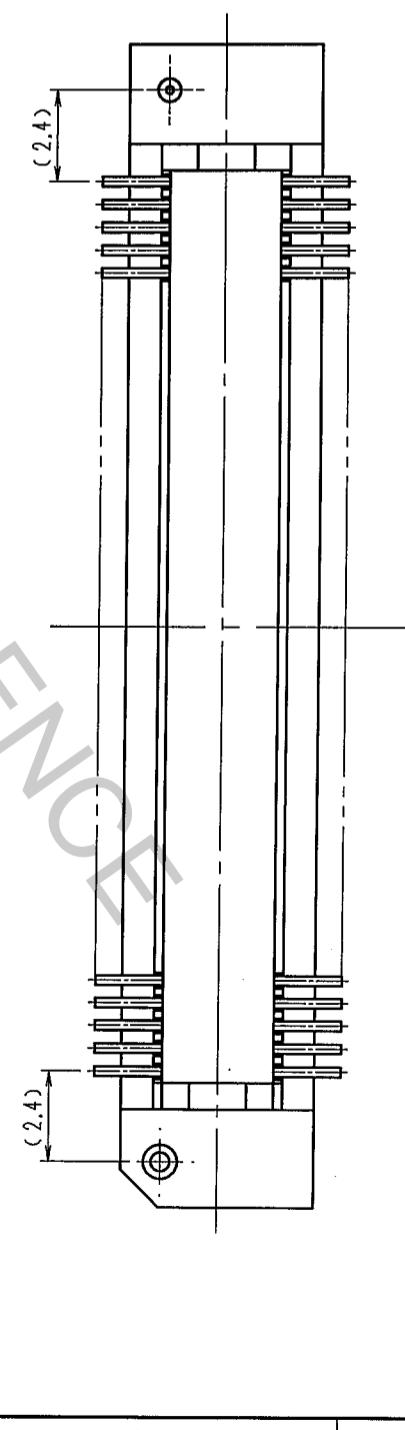
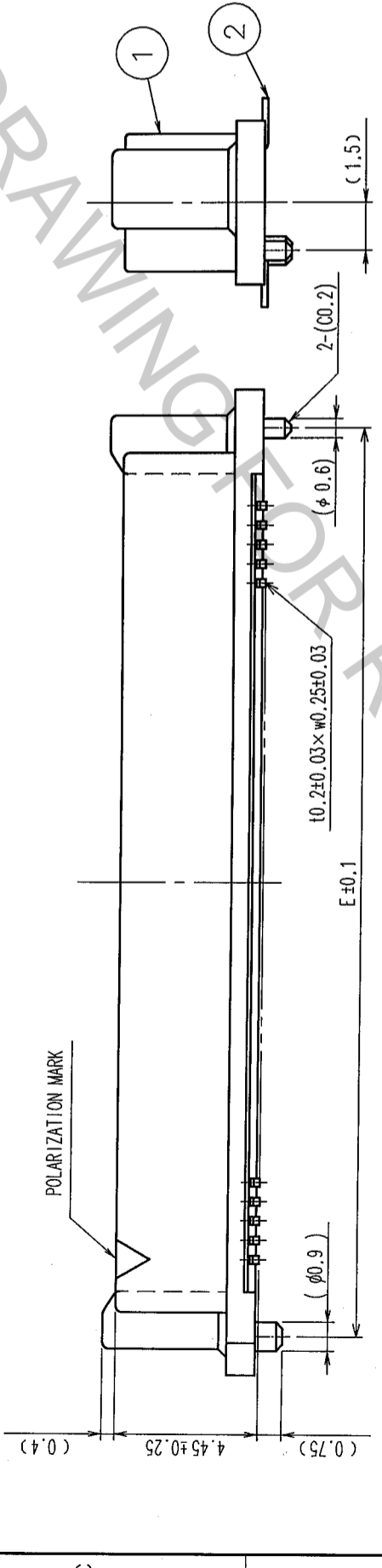
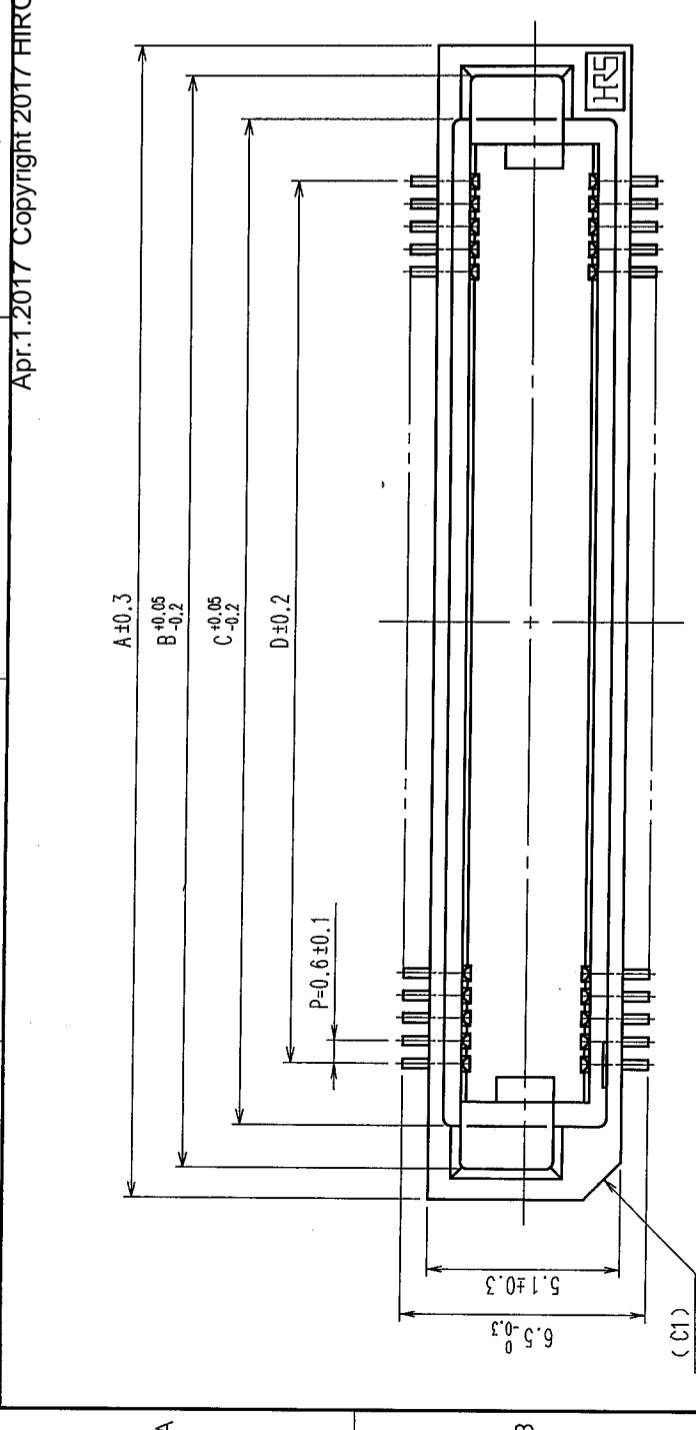


DIMENSION TABLE OF CONNECTOR AND P.C.B. LAND PATTERN.

PART No.	CODE No.	A	B	C	D	E
FX8C-60P-SV(92)	CL578-0501-9-92	60	24.60	23.00	20.70	17.40
FX8C-80P-SV(92)	CL578-0503-4-92	80	30.60	29.00	26.70	23.40
FX8C-100P-SV(92)	CL578-0505-0-92	100	36.60	35.00	32.70	29.40
FX8C-120P-SV(92)	CL578-0506-2-92	120	42.60	41.00	38.70	35.40
FX8C-140P-SV(92)	CL578-0507-5-92	140	48.60	47.00	44.70	41.40

- NOTE 1. LEAD CO-PLANARITY SHALL BE 0.1mm MAX.  
 2. EMBOSSED CARRIER TAPE PACKAGING SHALL BE APPLIED FOR THIS PRODUCT.  
 SEE NEXT PAGE FOR DETAILS.  
 3. FOR MODIFICATION, ETC., PREVENTIVE HOLE FOR SINK MARK MAY BE ADDED ACCORDING TO CIRCUMSTANCES.  
 4. THE DIMENSIONS IN PARENTHESES ARE FOR REFERENCE.  
 [5] NUMBER OF CONTACTS.

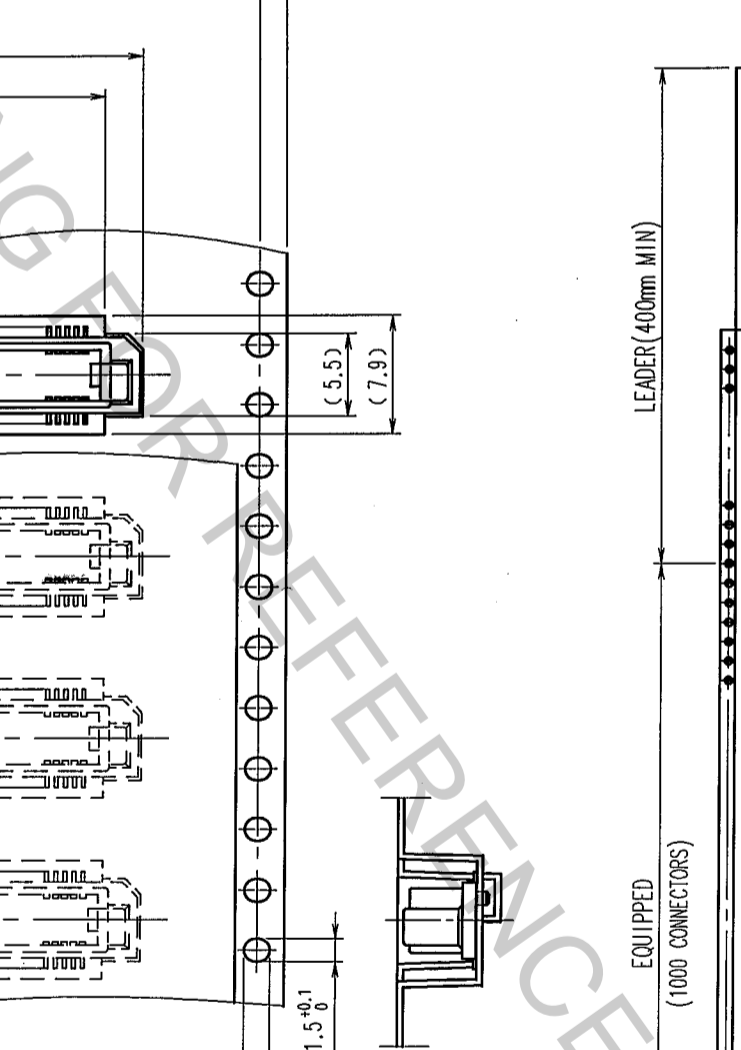
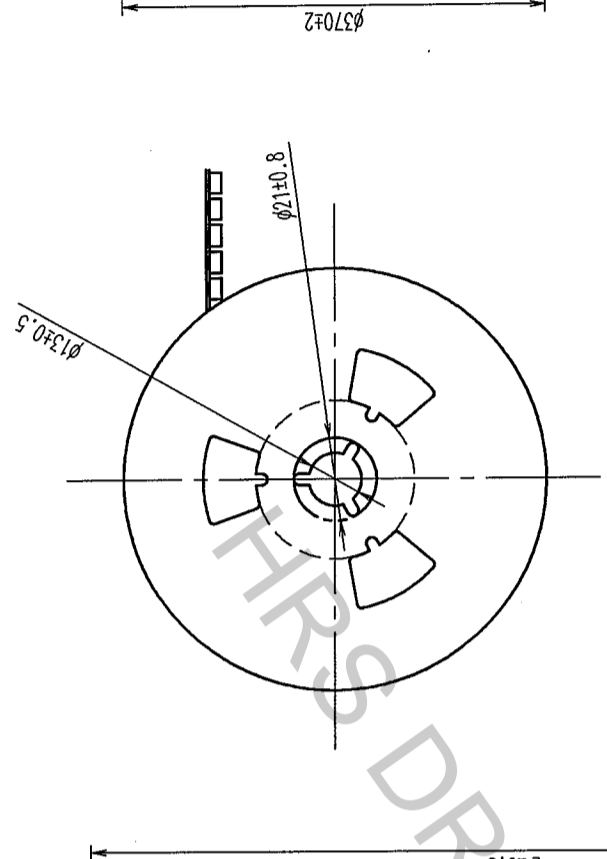
NO.	MATERIAL	FINISH, REMARKS	NO.	MATERIAL	CHECKED	APPROVED	RELEASED
1	POLYPHENYLENE SULFIDE	LIGHT BROWN (UL94V-0)	2	PHOSPHOR BRONZE			
CODE NO. (OLD)		CL	DRAWN		S. SUZUKI	DESIGNED	
SCALE		FREE	DATE		03.02.03	03.02.12	
UNITS		mm	PART NO.		FX8C-**-P-SV(92)		
DRAWING NO.		EDC3-151020-22		CODE NO.		CL578	
HRS		HIROSE ELECTRIC CO., LTD		1/2			



TO	
PCK	

COUNT	DESCRIPTION OF REVISIONS	BY	CHKD	DATE	COUNT	DESCRIPTION OF REVISIONS	BY	CHKD	DATE

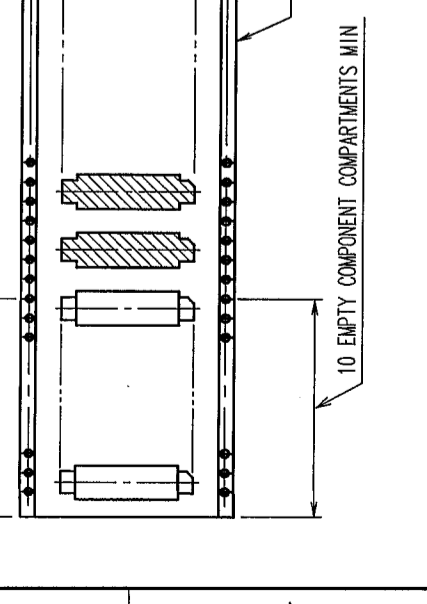
**REEL DIMENSION**



**△ DIMENSION TABLE OF EMBOSSED CARRIER TAPE AND REEL.**

PART No.	CODE No.	2	A	B	C	D	E	F
FX8C-60P-SV(92)	CL578-0501-9-92	60	20	25	20.2	40.4	44	44.4
FX8C-80P-SV(92)	CL578-0503-4-92	80	26	31	20.2	40.4	44	44.4
FX8C-100P-SV(92)	CL578-0505-0-92	100	32	37	26.2	52.4	56	56.4
FX8C-120P-SV(92)	CL578-0506-2-92	120	38	43	26.2	52.4	56	56.4
FX8C-140P-SV(92)	CL578-0507-5-92	140	44	49	34.2	68.4	72	72.4

NOTE 1 1 REEL : 1000 CONNECTORS  
 2 NUMBER OF CONTACTS  
 3 THE DIMENSIONS IN PARENTHESES ARE FOR REFERENCE.



NO.	MATERIAL	FINISH, REMARKS	NO.	MATERIAL	(CONNECTOR)
2	POLYESTER	(TOP COVER TAPE)	3		
1	POLYSTYRENE	(EMBOSSED CARRIER TAPE)	3		

NO.	CODE NO. (OLD)	CL	DRAWN	DESIGNED	CHECKED	APPROVED	RELEASED
			S. SUZUKI	K. NAKAMURA	H. OKAWA	Y. YOSHIMURA	
			03.02.03	03.02.12	03.02.14	03.02.15	

DRAWING NO.	PART NO.
EDC3-151020-22	FX8C-**P-SV(92)

SCALE	UNITS
FREE	MM

HIROSE ELECTRIC CO., LTD	CL578
--------------------------	-------