

Table with 3 columns: PART NUMBER, REV, FIRST USED. Rows include 680081 -1, 680081 -2.

Terminal Name: .205 FLAG FASTON™ TERMINAL 63779. Includes CRIMPING DATA table with columns PAD LTR, CRIMP HEIGHT, WIRE SIZE, CRIMP, SIZE, TYPE, RANGE, WIRE, INSUL, FEED, WIRE STRIP LENGTH.

Leadmaker Mech Post Feed and Bench Model G Air Feed tables.

Main parts list table with columns: QTY, U/M, DWG SIZE, PART NO, DESCRIPTION, ITEM NO. Includes rows for NUT, HEX, PLATE, ADJ, SHAFT, PIVOT, BUSHING, LEVER, INTERMEDIATE, BLOCK, PIVOT, SCR, ADJ, PIN, CAM ROLLER, ROLER, CAM, ROD, FEED, BLOCK, PIVOT, CAP ASSEMBLY, HOUSING, GUIDE, FEED ROD, PIN, FEED FINGER, SPRING, FEED FINGER, FINGER, FEED, LEVER, TERMINAL, ARM, PIVOT, SCREW, SHOULDER, BOLT, CRIMPER, CAM, POST-FEED 1 5/8 ST, BLOCK, INSULATION ADJUST, PLUG, NYLON, RAM, WASHER, LAMINATED, WASHER, RAM, BALL, STEEL, SPRING, COMPRESSION, DISC, INSULATION, WIRE DISC, PLASTIC, WASHER, SPRING, POST, RAM, SPRING, HINGE BAR, SPACER, SPRING, MOUNT, DRAG, STUD, DRAG, PIN, MOUNT, DRAG, PIN, HINGE, PLATE, BASE, HINGE BAR, BLOCK, STABILIZER, BLOCK, PRESSURE, SPRING, DRAG, LEVER, DRAG, DRAG, STOCK, GUIDE, STRIP (REAR), GUIDE, STRIP (FRONT), SPRING, FEED RETURN, SPRING, FEED RETURN, POSITIONER, TERMINAL, SPRING, TERM. POSITIONER, PLATE, REAR SHEAR, ANVIL INSERT, PLATE, FRONT SHEAR, ANVIL, BLADE, SLUG, PLATE, ANVIL RETAINING, SPACER, TUBULAR INSUL CRIMPER, CRIMPER, INSULATION, CRIMPER, WIRE.

- 1 RECOMMENDED SPARE PARTS.
2 GREASE LIGHTLY.
3 LUBRICATE DAILY USING NO. 20 MACHINE OIL.
4 DO NOT EXCEED 80 C.P.M. WITH THIS APPLICATOR.
5 AFTER ASSEMBLY OF APPLICATOR, PROPER SPRING PRESSURE (ITEM 34) CAN BE OBTAINED BY TIGHTENING SET SCREW (ITEM 105) UNTIL CONTACT IS MADE WITH SPACER (ITEM 32) THEN TIGHTEN AN ADDITIONAL 5 1/2 - 6 REVOLUTIONS.
6 GUARD MUST BE IN PLACE WHEN OPERATING APPLICATOR IN A BENCH MACHINE.

Parts list table with columns: QTY, U/M, DWG SIZE, PART NO, DESCRIPTION, ITEM NO. Includes rows for SCR, SHC (8-32X.38) COUNTER, WASHER, FLAT (M4) COUNTER, SCR, OVAL HD (M4X12) COUNTER, BRACKET, COUNTER MTG, APPLICATOR COUNTER ASSY, NUT, HEX JAM (1/4-20) BRACKET, MAGNET, RING, SCR, SHC (1/4-20X1.00) BRACKET, BRACKET, MAGNET HOLDER, WASHER, LOCK (#6) BRACKET, SCR, SHC (6-32X.50) BRACKET.

Parts list table with columns: QTY, U/M, DWG SIZE, PART NO, DESCRIPTION, ITEM NO. Includes rows for REF, AIR FEED ASSY, SCR, DRIVE (#2X.19) ID, PLATE, IDENTIFICATION, SPRING, ASSIST, WASHER, SPECIAL.

Summary table with columns: -2, -1, U/M, DWG SIZE, PART NO, DESCRIPTION, ITEM NO. Includes rows for QTY RECD PER ASSY and PARTS LIST.

Summary table with columns: -2, -1, U/M, DWG SIZE, PART NO, DESCRIPTION, ITEM NO. Includes rows for QTY RECD PER ASSY and PARTS LIST.

Summary table with columns: -2, -1, U/M, DWG SIZE, PART NO, DESCRIPTION, ITEM NO. Includes rows for QTY RECD PER ASSY and PARTS LIST.

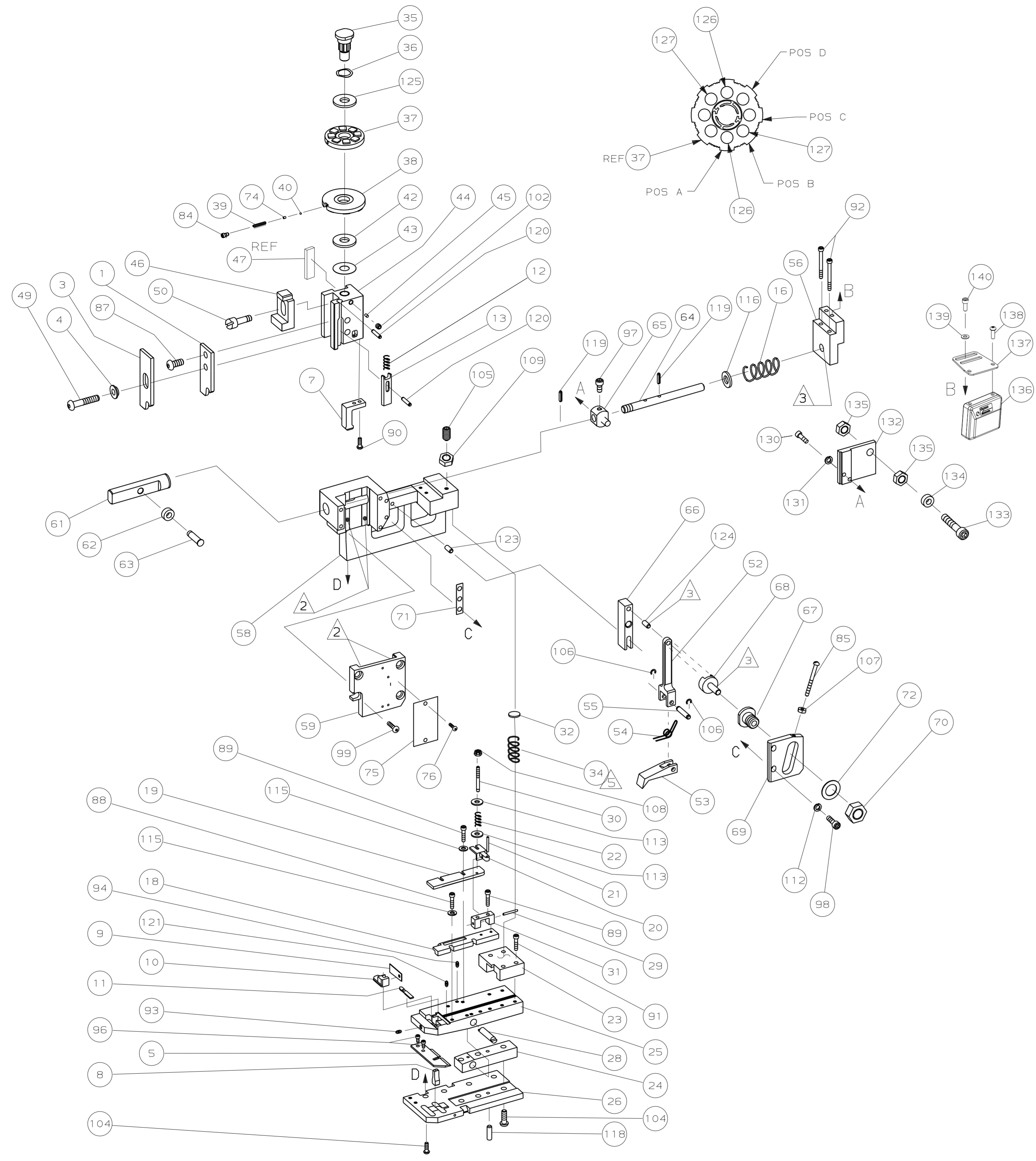
Revision Record table with columns: P/F, LTR, REVISION RECORD, APP, DATE. Includes rows for CORRECT ITEM 134, ECR 05-014110, 0150-7472-97, 0150-6490-95, ADDED -2, 0150 5575 94, 0150-5379-94.

Technical specifications and company information. Includes DIMENSIONS IN INCHES, TOLERANCES UNLESS OTHERWISE SPECIFIED, DR M. O'BRINE, APP 3-24-94, B. WOLFE, REL 4/15/94, B. MORGAN, MACHINE REF MINI APPL, SHEET 1 OF 2, REV E1, CUSTOMER AND ASSEMBLY DRAWING.

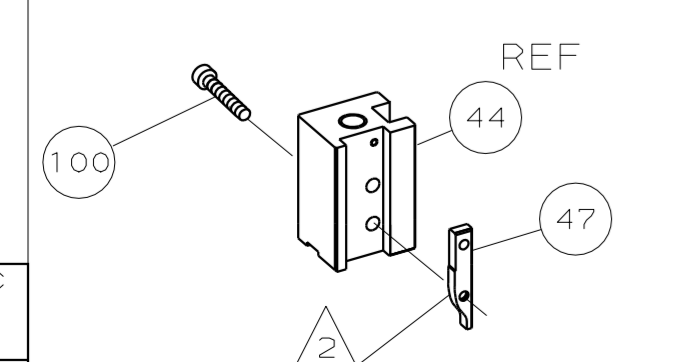
THIS DRAWING IS A CONTROLLED DOCUMENT.

THIS DRAWING IS UNPUBLISHED. RELEASED FOR PUBLICATION BY AMP INCORPORATED. ALL RIGHTS RESERVED. LOC A, DIST 66, AMP 1756 REV 12-89, 10-NOV-05, 11:14:53 us016926.

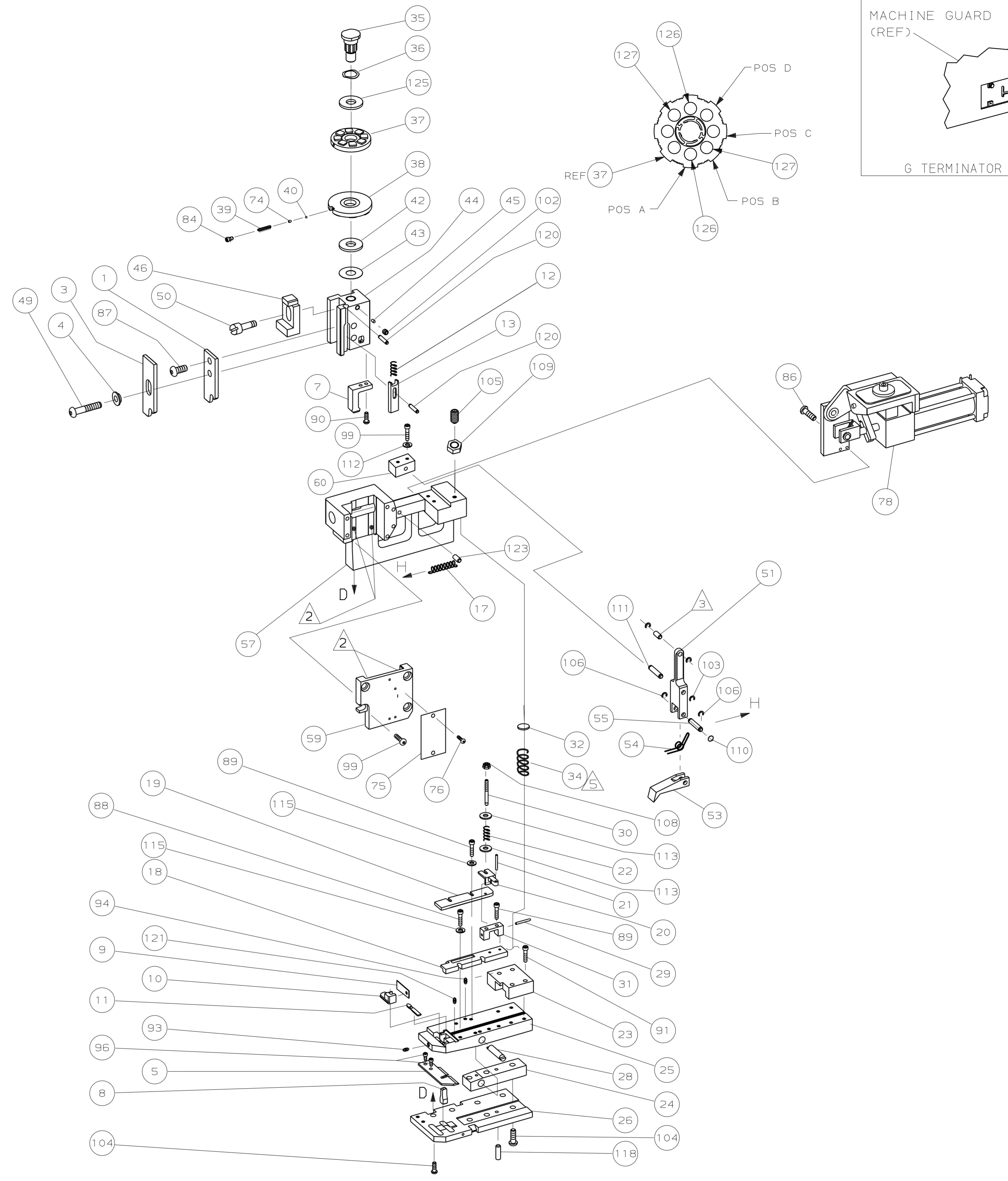
THIS DRAWING IS A CONTROLLED DOCUMENT.



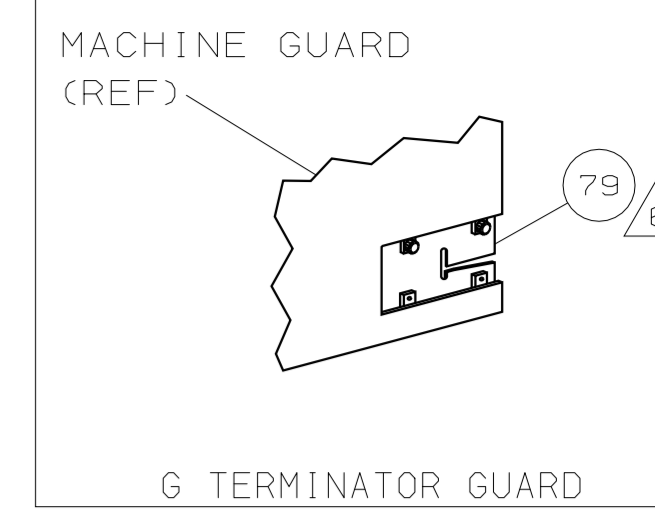
POST-FEED 1 5/8 STROKE



-1
(MECHANICAL FEED)



-2
(AIR FEED)



THIS DRAWING IS UNPUBLISHED.
RELEASED FOR PUBLICATION
BY AMP INCORPORATED. ALL RIGHTS RESERVED.
COPYRIGHT 19

LOC	A
DIST	66

SEE SHEET 1

P	F	L	T	R	REVISION	RECORD	APP	DATE

DWG SIZE	PART NO	DESCRIPTION	ITEM NO
QTY REQD PER ASSY			
PARTS LIST			
MATL	HT TR	FIN	
DIMENSIONS IN INCHES. DO NOT SCALE PRINT.			
TOLERANCES UNLESS OTHERWISE SPECIFIED:			
DR	3-24-94 APP	3-24-94	
M. O'BRIEN	B. WOLFE		
CHK	3-24-94	REL	4-15-94
C. ERISMAN	B. MORGAN		
NAME			MACHINE REF
END FEED HINGE BAR APPLICATOR			MINI-APPL
SCALE	DWG NO	680081	SHEET REV
			2 OF 2 E1
REMOVE BURRS, BREAK SHARP EDGES R.015 MAX			
CAGE CODE	CUSTOMER AND ASSEMBLY DRAWING		RESTRICTED TO
00779			

680081 D C B A