


Knife disconnect terminal block - ZDMTK 2,5 BU - 3006784

Please be informed that the data shown in this PDF Document is generated from our Online Catalog. Please find the complete data in the user's documentation. Our General Terms of Use for Downloads are valid (<http://phoenixcontact.com/download>)



Knife disconnect terminal block, Connection type: Spring-cage connection, Cross section: 0.2 mm² - 4 mm², AWG: 24 - 12, Nominal current: 16 A, Nominal voltage: 400 V, Length: 107 mm, Width: 6.2 mm, Color: blue, Assembly: NS 35/7,5, NS 35/15

The figure shows a version of the article

Product Features

- Disconnect knife for one level



Key commercial data

Packing unit	1 pc
Weight per Piece (excluding packing)	26.32 GRM
Custom tariff number	85369010
Country of origin	Poland

Technical data

General

Number of levels	2
Number of connections	4
Color	blue
Insulating material	PA
Inflammability class according to UL 94	V0
Maximum load current	20 A (with 4 mm ² conductor cross section)
Rated surge voltage	6 kV
Pollution degree	3
Surge voltage category	III
Insulating material group	I
Connection in acc. with standard	IEC 60947-7-1

Knife disconnect terminal block - ZDMTK 2,5 BU - 3006784

Technical data

General

Nominal current I_N	16 A (the maximum load current must not be exceeded by the total current of all connected conductors)
Nominal voltage U_N	400 V
Open side panel	nein

Dimensions

Width	6.2 mm
Length	107 mm
Height NS 35/7,5	55 mm
Height NS 35/15	62.5 mm

Connection data

Conductor cross section solid min.	0.2 mm ²
Conductor cross section solid max.	4 mm ²
Conductor cross section stranded min.	0.2 mm ²
Conductor cross section stranded max.	2.5 mm ²
Conductor cross section AWG/kcmil min.	24
Conductor cross section AWG/kcmil max	12
Conductor cross section stranded, with ferrule without plastic sleeve min.	0.14 mm ²
Conductor cross section stranded, with ferrule without plastic sleeve max.	2.5 mm ²
Conductor cross section stranded, with ferrule with plastic sleeve min.	0.14 mm ²
Conductor cross section stranded, with ferrule with plastic sleeve max.	2.5 mm ²
2 conductors with same cross section, stranded, TWIN ferrules with plastic sleeve, max.	0.5 mm ²
Connection method	Spring-cage connection
Minimum stripping length	8 mm
Maximum stripping length	10 mm

Classifications

eCl@ss

eCl@ss 4.0	27141117
eCl@ss 4.1	27141117
eCl@ss 5.0	27141120
eCl@ss 5.1	27141120
eCl@ss 6.0	27141120
eCl@ss 7.0	27141120
eCl@ss 8.0	27141126

Knife disconnect terminal block - ZDMTK 2,5 BU - 3006784

Classifications

ETIM

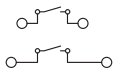
ETIM 2.0	EC000902
ETIM 3.0	EC000902
ETIM 4.0	EC000902
ETIM 5.0	EC000902

UNSPSC

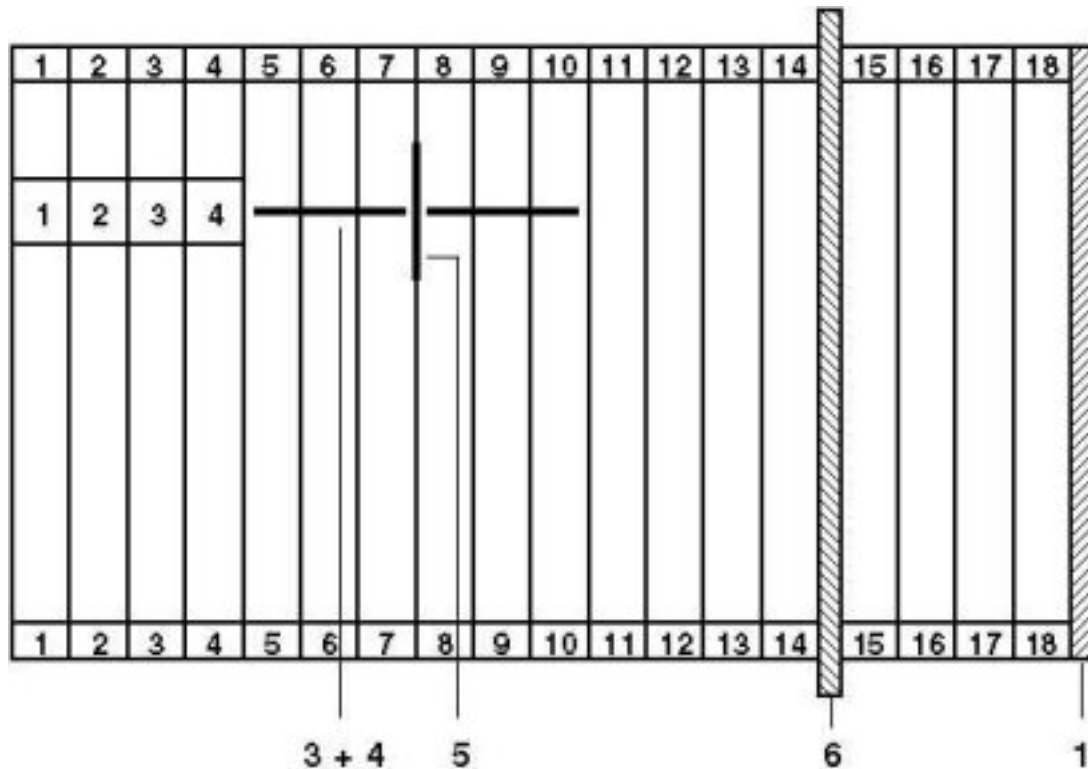
UNSPSC 6.01	30211811
UNSPSC 7.0901	39121410
UNSPSC 11	39121410
UNSPSC 12.01	39121410
UNSPSC 13.2	39121410

Drawings

Circuit diagram



Circuit diagram



- 1 = cover (only optional as terminal block is closed)
- 3 = fixed bridge
- 4 = jumper

Knife disconnect terminal block - ZDMTK 2,5 BU - 3006784

5 = insulation plate
6 = partition plate

Phoenix Contact 2014 © - all rights reserved
<http://www.phoenixcontact.com>