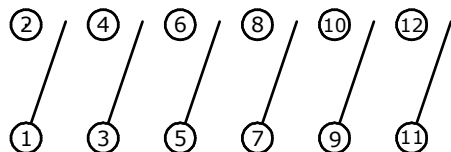
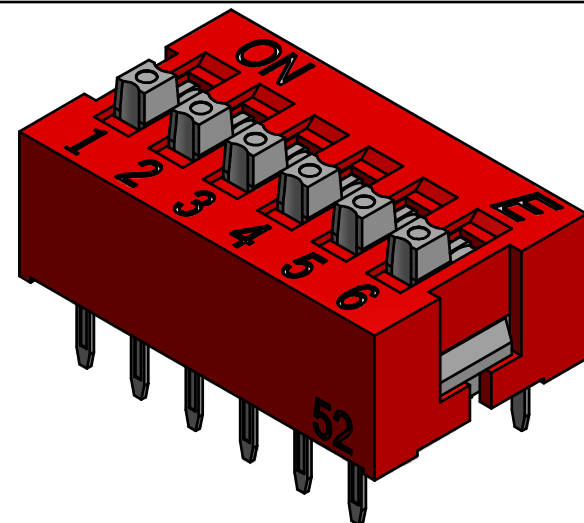
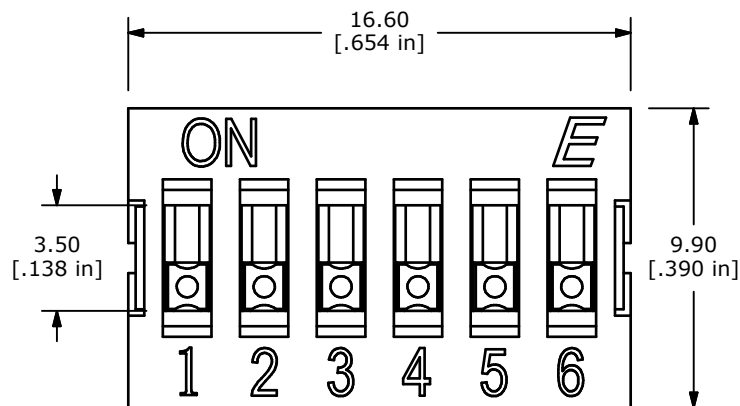


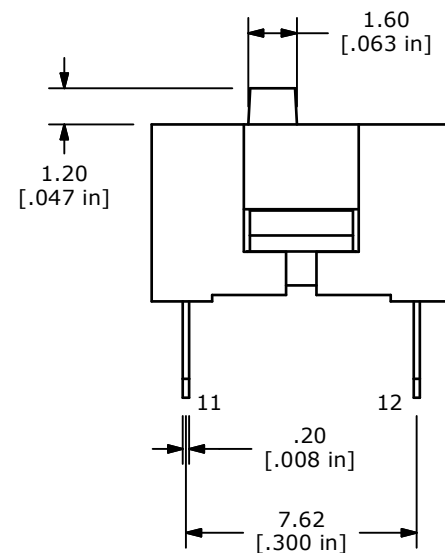
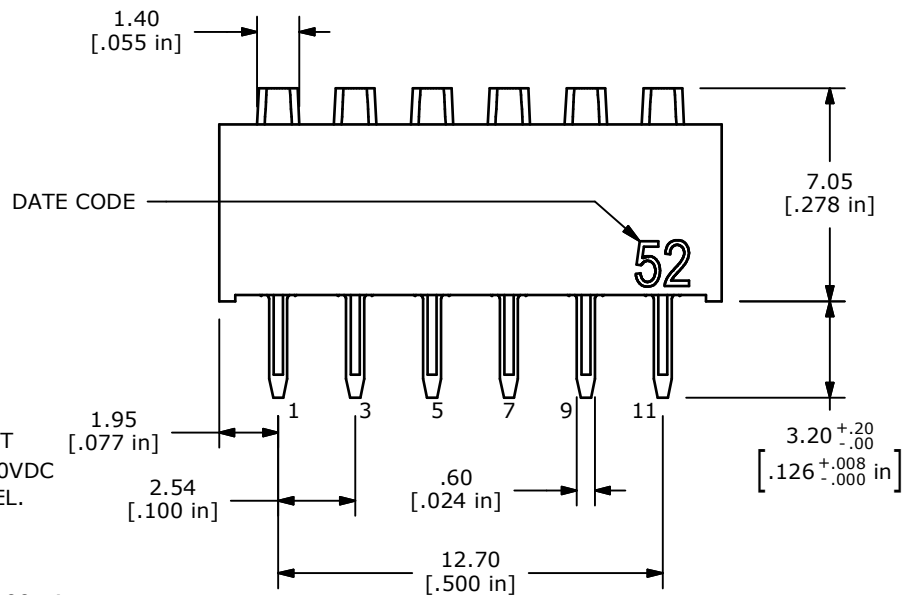
P.C. MOUNTING



SCHEMATIC

NOTE:

1. ALL DIMENSIONS IN MM [INCH]
2. GENERAL TOLERANCE: X.X=±0.4
X.XX=±0.25
3. TERMINAL NUMBERS FOR REF ONLY
4. PLATING MATERIAL: GOLD
- ▲ 5. RATING: SWITCH: 25mA @ 24VDC
CARRY: 100mA @ 50VDC
6. OPERATING LIFE: 2,000 CYCLES, EACH CIRCUIT
7. INSULATION RESISTANCE: 100 MΩ min. @ 500VDC
8. DIELECTRIC STRENGTH: 500V RMS @SEA LEVEL.
9. OPERATING FORCE: 1,000gf MAX.
10. OPERATING TEMP: -20°C to 70°C
11. CONTACT RESISTANCE:
INITIAL: 50m Ω TYP. @ 2-4VDC @ 100mA
AFTERLIFE: 100m Ω TYP. @ 2.4 DC @ 100mA
- ▲ 12. PART SUPPLIED WITH ALL POLES IN THE OFF POSITION
13. ▲ DENOTES CRITICAL PARAMETER.
14. 2002/95/EC (ROHS) COMPLIANT



B	21370	REDRAW IN 3D, NEW SWITCH BODY	2/6/14	EBP
REV	PCR NO	DESCRIPTION	DATE	BY

TITLE KAS1106E				
SCALE	DATE 2/6/2014	DR EBP	DWG N211060	REV B

THE INFORMATION CONTAINED IN THIS DOCUMENT IS PROPRIETARY TO E-SWITCH AND IS NOT TO BE COPIED OR TRANSFERRED