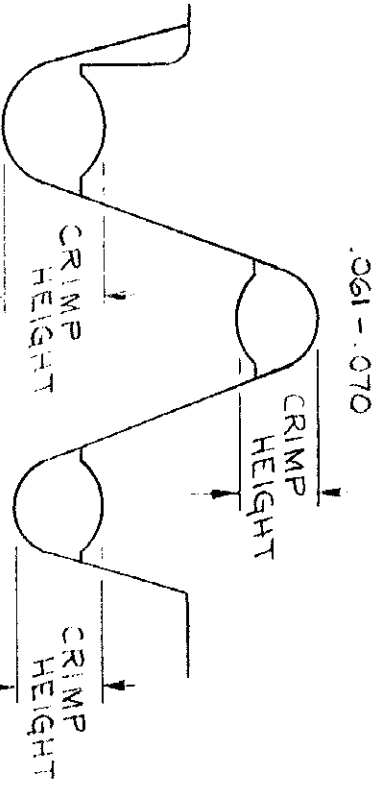


PRINT DIST
36

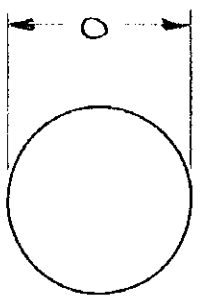
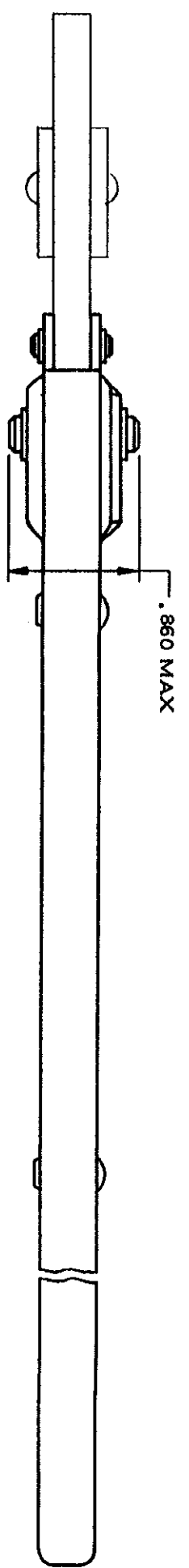
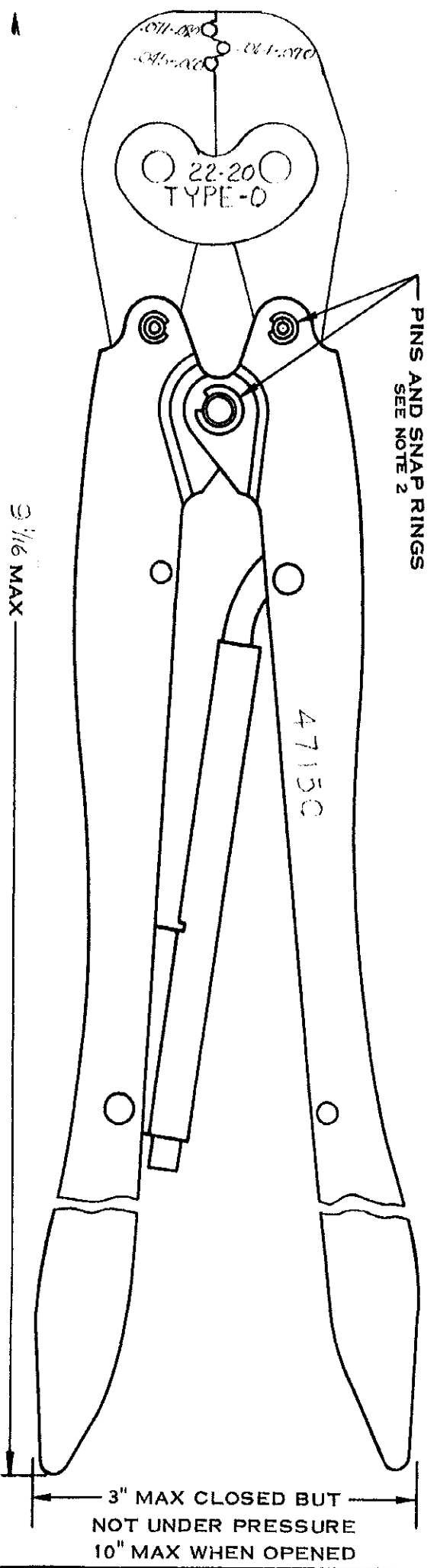
DIMENSIONS IN INCHES DO NOT SCALE PRINT

WIRE CRIMP			TERMINAL
CRIMP SYMBOL	DIM	GO	CRIMP HEIGHT

INSULATION CRIMP				TERMINAL
CRIMP SYMBOL	DIM	GO	NO GO	CRIMP HEIGHT
.045-.060	0	.077	.083	#
.061-.070	0	.085	.091	#
.071-.080	0	.102	.105	#



1. CRIMP GAGE DIMENSIONS APPLY WHEN TOOL IS CLOSED OR BOTTOMED BUT NOT UNDER PRESSURE.
2. FOR REPLACEMENT OF PARTS SUCH AS PINS AND SNAP RINGS, ORDER REPAIR KIT NO. 125218-4.
3. FOR REPLACEMENT OF PARTS OTHER THAN PINS AND SNAP RINGS, TOOL IS TO BE RETURNED TO AMP INC. HARRISBURG, PENNA. TO INSURE PROPER CERTI-CRIMP ADJUSTMENT.
4. FOR TOOL USAGE, SEE INSTRUCTION SHEET NO. 1615.
5. HAND TOOL CAN BE CHECKED BY MEASURING TERMINAL CRIMP HEIGHT.



ENLARGED VIEW OF GAGES

SUGGESTED GAGE DESIGN

TR	REVISION RECORD	DR	CHK	DATE	NUMBER
1	21 Loc M. Wils A	BY		8/11/58	47150
2	C FEDERAL-ANDED GAGE	BY		8/26/58	

NO. RECD	NUMBER	NAME	ITEM NO.
©1957 BY AMP INCORPORATED. ALL RIGHTS RESERVED. AMP PRODUCTS COVERED BY PATENTS AND/OR PATENTS PENDING.			
DR	9-10-57	R. K. Bichman	
CHK	9-11-57	T. K. Haggard	
DE	9-16-57	E. J. FINN	
APP			
MATERIAL - STEEL		AMP INCORPORATED	
FINISH - BLACK OXIDE		HARRISBURG, PENNA.	
WEIGHT - LBS. 1/4 OZ.		CLASS	
WIRE - RANGE - INSULATION		TYPE	
TOLERANCE EXCEPT AS NOTED		SCALE	
		LBS	
		M	
		NO	
		47150	
		REV	
		2-1	
NAME DOUBLE ACTION HAND TOOL			

