

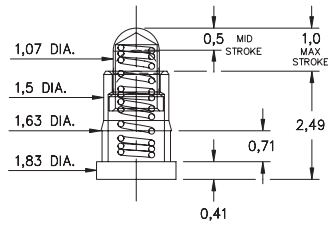
# SPRING-LOADED PINS

## DISCRETE SPRING-LOADED CONTACTS • SURFACE MOUNT

### 0900-0

0900-0-15-20-76-14-11-0

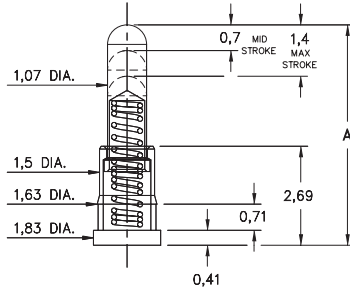
"Legacy P/N 0900-0-00-00-00-00-11-0"  
Short stroke, Surface mount



### 0900-1 ⇨ 4,8

0900-X-15-20-75-14-11-0

"Legacy P/N 0900-X-00-00-00-00-11-0"  
Standard stroke, Surface mount



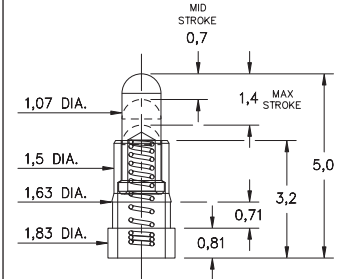
Basic Part Number	Length A
0900-1	4,5
0900-2	5,0
0900-3	5,51
0900-4	5,99
* 0900-8	3,94

\* 0900-8 has a 0,5 Mid. Stroke & 1,0 Max. Stroke  
Order as:  
0900-8-15-20-76-14-11-0

### 0934

0934-0-15-20-74-14-26-0

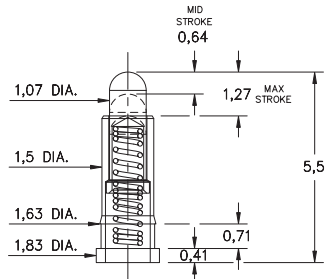
Standard stroke, Surface mount



### 0936

0936-0-15-20-75-14-11-0

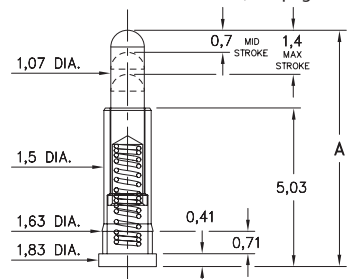
Standard stroke, Surface mount



### 0907-0 ⇨ 9

0907-X-15-20-75-14-11-0

Standard stroke, Surface mount, Mid profile  
Also available with insulated sleeve, see page 19.4

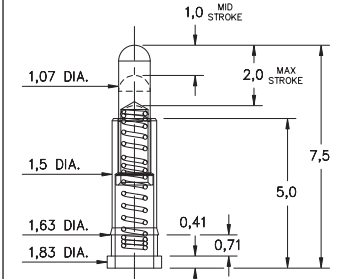


Basic Part Number	Length A
0907-0	6,48
0907-1	6,99
0907-2	7,49
0907-3	8,0
0907-4	8,51
0907-5	8,89
0907-6	9,4
0907-7	9,91
0907-8	10,41
0907-9	10,92

### 0928

0928-0-15-20-77-14-11-0

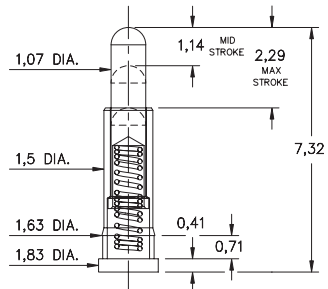
Long stroke, Surface mount



### 0913

0913-0-15-20-77-14-11-0

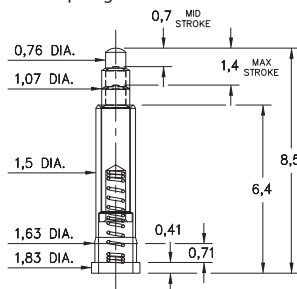
Long stroke, Surface mount, Mid profile



### 0925

0925-0-15-20-73-14-26-0

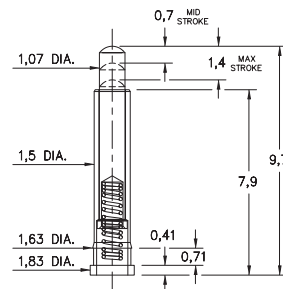
Standard stroke, Surface mount  
Reduced plunger



### 0927

0927-0-15-20-75-14-11-0

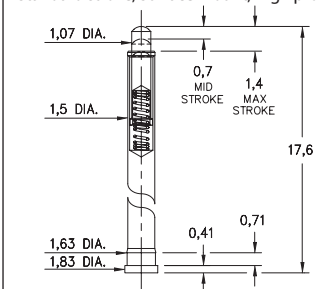
Standard stroke, Surface mount, Mid profile



### 0905

0905-0-15-20-75-14-11-0

"Legacy P/N 0905-0-00-00-00-00-11-0"  
Standard stroke, Surface mount, High profile



#### Material Specifications:

**Sleeve & Plunger Material:** Copper Alloy  
**Spring Material:** Beryllium Copper  
**Sleeve & Plunger Finish:** 0,5µm Gold over Nickel  
**Spring Finish:** 0,25µm Gold over Nickel  
**Dimensions:** Millimeters  
**Tolerances On:** Lengths: ± 0,15  
 Diameters: ± 0,051  
 Angles: ± 2°



#### Mechanical & Electrical Specifications:

**Durability:** 1,000,000 cycles  
**Current Rating:** 2A continuous, 3A peak  
**Contact Resistance:** 20 mΩ max.  
**Environmental Specifications:**  
**Operating temperature range:** -55/+125°C  
**73, 74, 75, 76, 77 Springs are not interchangeable**

Order Code: 09XX - X - 15 - 20 - 7X - 14 - XX - 0

Spring Number

Spring Number	Mid. Stroke	Max. Stroke	Force @ Mid. Stroke	Initial Force (Pre-Load)
73	0,7	1,4	60 g	25 g
74	0,7	1,4	50 g	15 g
75	0,7	1,4	60 g	25 g
76	0,5	1,0	60 g	25 g
77	1,14	2,29	60 g	25 g

