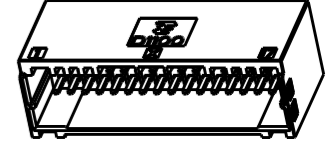
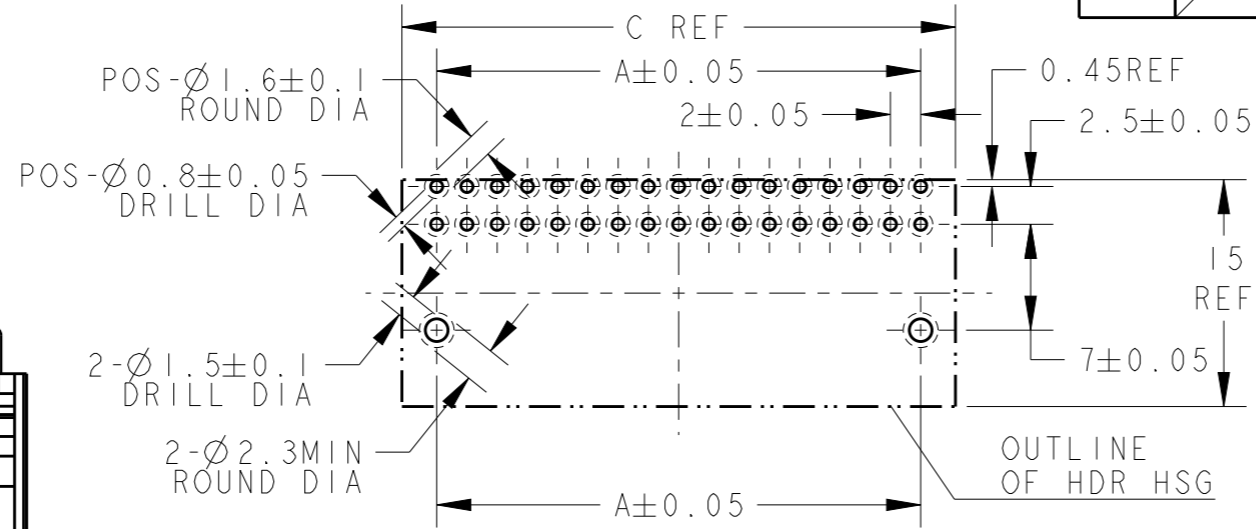
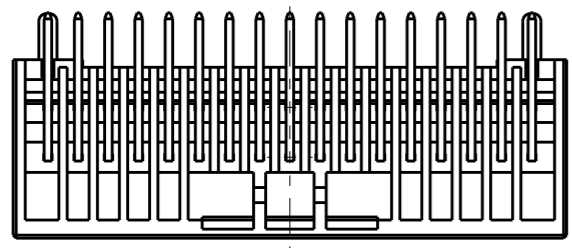


THIS DRAWING IS UNPUBLISHED. RELEASED FOR PUBLICATION 2007
 © COPYRIGHT 2007 BY - ALL RIGHTS RESERVED.

LOC	DIST	REVISIONS			
P	LTR	DESCRIPTION	DATE	DWN	APVD
J		REVISED PER ECR-12-020340	05DEC2012	E.C	H.M

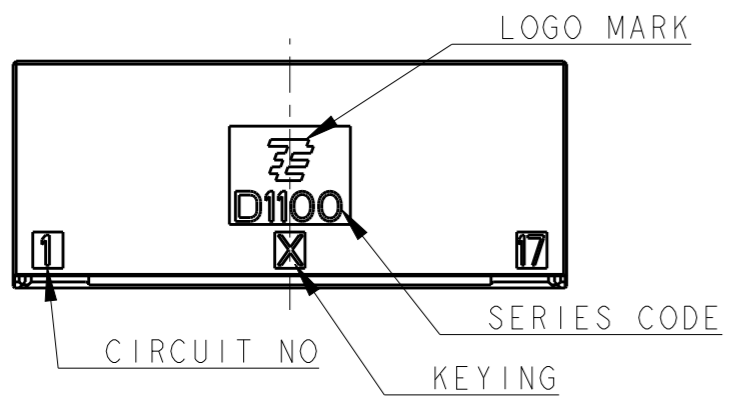


SCALE 1:1



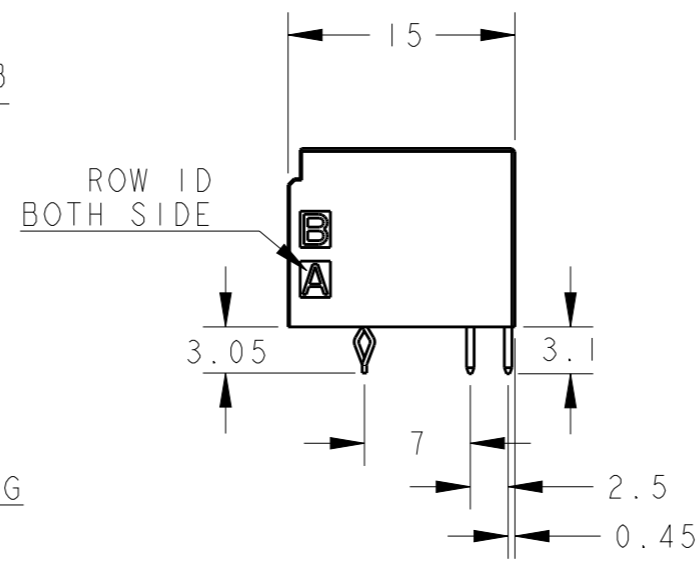
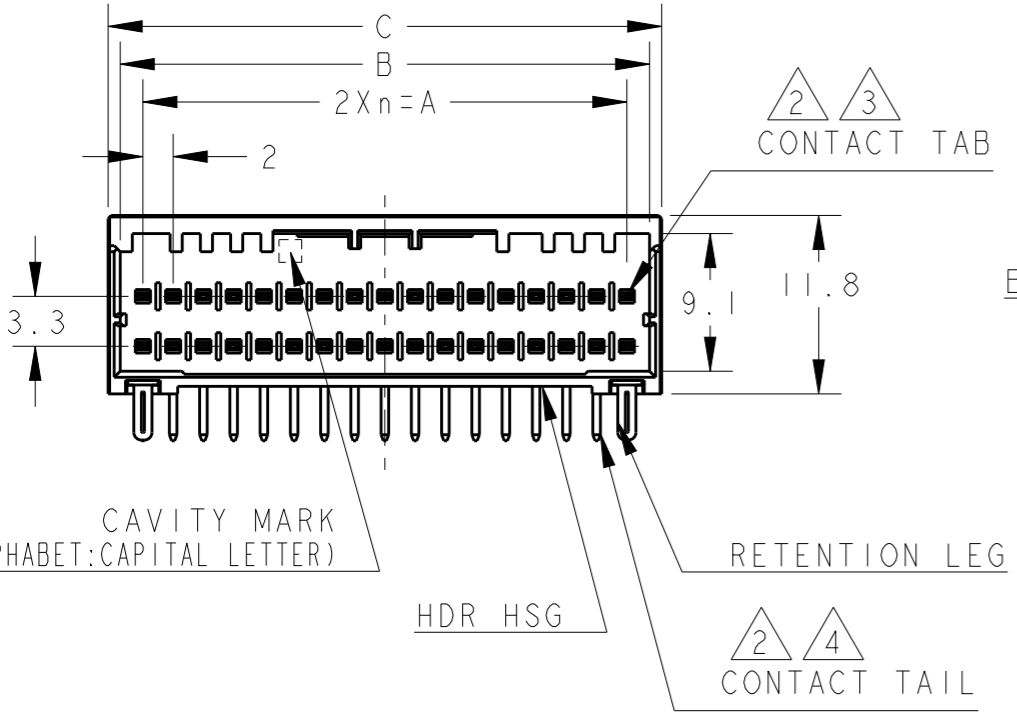
推奨基板取付寸法 : コネクタ搭載面 (非累積公差)
 PC基板厚 : 1.0~1.6±0.1
 RECOMMEND PC BOARD HOLE PATTERN : CONNECTOR MOUNT SIDE (NOT ACCUMULATE TOLERANCE)
 PC BOARD THICKNESS : 1.0~1.6±0.1

- ①. 材料:ハウジング:ガラス入り熱可塑性ポリエステル樹脂(94V-0)、色:黒
 コンタクト:銅合金
 リテンションレグ:錫めっき済銅合金
- ②. めっき(全面):ニッケル下地めっき1.27μm以上
- ③. めっき(接触部):②の上に金めっき0.38μm以上
- ④. めっき(コンタクト半田付部):②の上に錫めっき2μm以上
- 5. 文字の形状、大きさ、および位置については、大略を示すものであり、詳細を示すものではありません。



①. MATERIAL:HOUSING:GLASS FILED THERMO PLASTIC POLYESTER(94V-0), COLOR:BLACK
 CONTACT:COPPER ALLOY
 RETENTION LEG:PRE-TIN COPPER ALLOY

- ②. FINISH(ALL OVER):NICKEL PLATING 1.27μmMIN
- ③. FINISH(CONTACT AREA):GOLD PLATING 0.38μmMIN AFTER ②
- ④. FINISH(CONTACT TAIL):TIN PLATING 2μmMIN AFTER ②
- 5. THE SHAPE, SIZE AND POSITION OF THE CHARACTER THEY DON'T SHOW DETAILS.



40	X	19	38.0	41.0	42.6	1-1939638-0
34	X	16	32.0	35.0	36.6	1-1939638-7
30	X	14	28.0	31.0	32.6	1-1939638-5
28	X	13	26.0	29.0	30.6	1-1939638-4
26	X	12	24.0	27.0	28.6	1-1939638-3
POS	KEY	n	A	B	C	PART NO

34POS(X-KEY):1-1939638-7

THIS DRAWING IS A CONTROLLED DOCUMENT.		DWN	30 JUL 2007	STE TE Connectivity
		CHK	30 JUL 2007	
		APVD	30 JUL 2007	
		PRODUCT SPEC	108-78268	
DIMENSIONS: mm		TOLERANCES UNLESS OTHERWISE SPECIFIED: ±0.3, ±5°		NAME
		0 PLC ±		DYNAMIC D1100D 2.0mmPITCH HDR ASSY, H-TYPE 22-40POS
		1 PLC ±0.5		
		2 PLC ±0.13		
		3 PLC ±0.013		
4 PLC ±0.0001		APPLICATION SPEC	114-5377	SIZE
MATERIAL		FINISH		CAGE CODE
①		②③④		DRAWING NO
				114-5377
				WEIGHT
				A300779
				RESTRICTED TO
				Customer Drawing
				SCALE 2:1
				SHEET 1 OF 2
				REV C1

THIS DRAWING IS UNPUBLISHED.

RELEASED FOR PUBLICATION

2007

© COPYRIGHT 2007 BY -

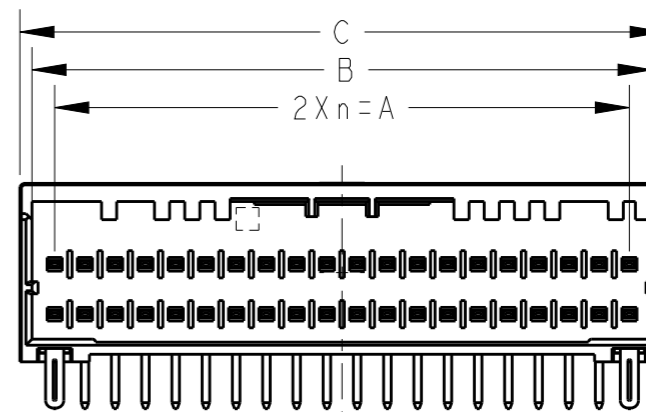
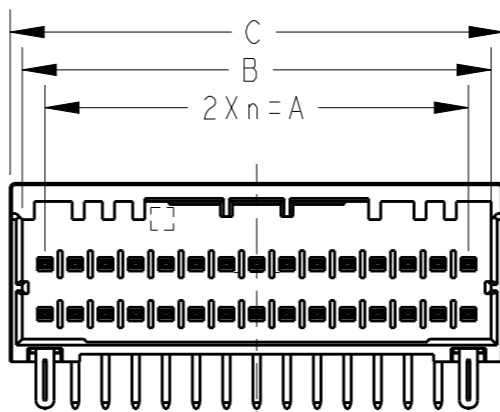
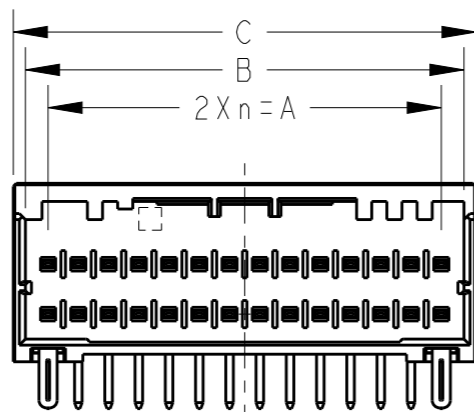
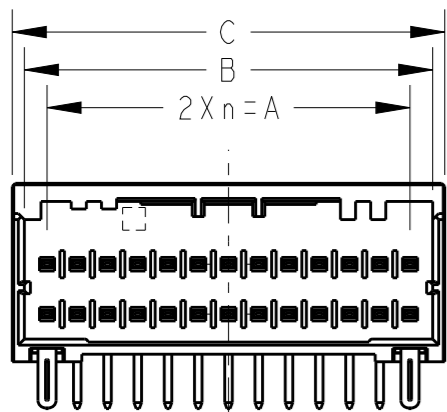
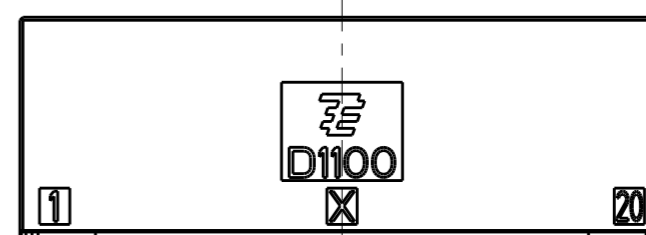
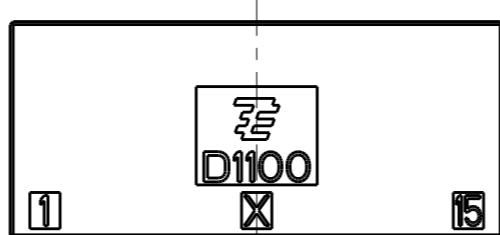
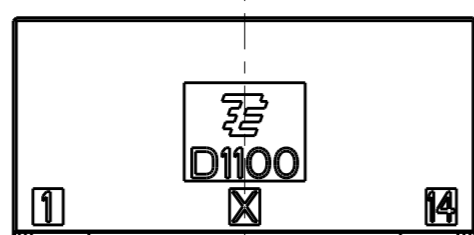
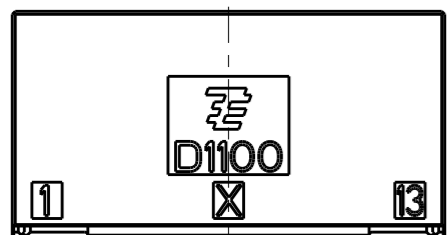
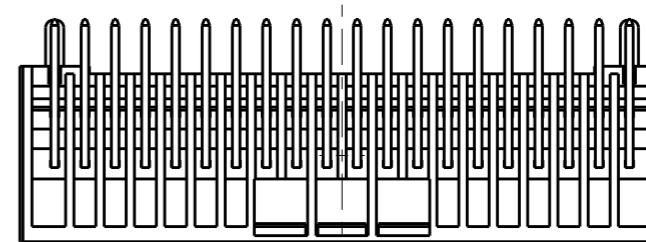
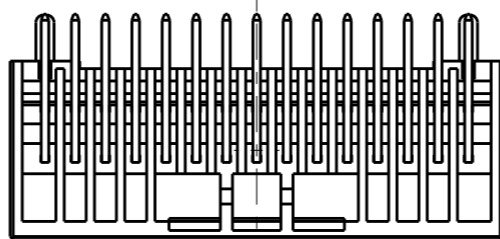
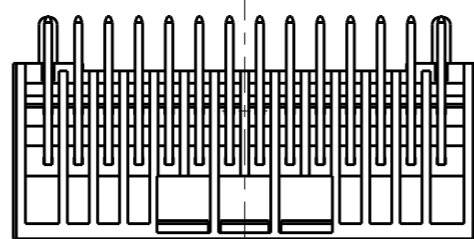
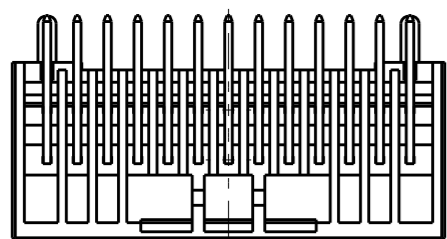
ALL RIGHTS RESERVED.

LOC
J

DIST

REVISIONS

P	LTR	DESCRIPTION	DATE	DWN	APVD
		SEE SHEET 1 OF 2			



26POS(X-KEY): I-1939638-3

28POS(X-KEY): I-1939638-4

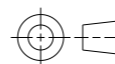
30POS(X-KEY): I-1939638-5

40POS(X-KEY): I-1939638-0

THIS DRAWING IS A CONTROLLED DOCUMENT.

DIMENSIONS:

mm



TOLERANCES UNLESS OTHERWISE SPECIFIED:

- 0 PLC ±
- 1 PLC ±0.5
- 2 PLC ±0.13
- 3 PLC ±0.013
- 4 PLC ±0.0001
- ANGLES ±

MATERIAL

FINISH

DWN M. MAEBASHI 30JUL2007

CHK T. KUDO 30JUL2007

APVD D. MITSUGI 30JUL2007

PRODUCT SPEC 108-78268

APPLICATION SPEC 114-5377

WEIGHT

Customer Drawing



TE Connectivity

NAME DYNAMIC D1100D 2.0mmPITCH HDR ASSY, H-TYPE 22-40POS

SIZE A3 CAGE CODE 00779 DRAWING NO C-1939638

RESTRICTED TO

SCALE 2:1

SHEET 2 OF 2

REV C1