

Mini-Com™ Flush Mount Modular Patch Panels

specifications

Flush mount modular patch panels shall consist of a metal panels with molded rear snap-in faceplates. Patch Panels shall accept all Mini Com modules for UTP, STP, fiber or A/V applications and shall mount to standard 19" racks. Patch panels shall be available in 24-port and 48-port standard density. Select styles shall be available in white. Flush mount patch panels shall be easy to identify with pre-numbered ports. Angled patch panels shall be designed at an optimum angle to help route the cable.



technical information

Mounting options:	Mounts to standard 19" rack
Material:	Stamping is CRS and faceplate is ABS
Packaging:	Packaged with appropriate pre-installed snap in faceplates and a set of mounting screws (#12-24 and M6)

key features and benefits

Modular	Accepts all Panduit Mini-Com™ Modules to mix and match media types in the same panel
Angled design	Minimize the need for horizontal cable managers by enabling patch cords to be routed directly into vertical cable managers which leads to increase closet density
Port and panel identification	Pre-numbered ports with write on areas
Optional strain relief bars	To help support and manage cables
Optional filler panels	Flat and angled design fill unused rack openings to provide a clean and consistent look when used with any version of Panduit patch panels
Optional extender bracket	Allows 19" patch panels to be mounted on a 23" rack
Color options	Select styles available in white, standard color is black

applications

Mini-Com™ Flush Mount Modular Patch Panels are ideal for multi-media applications; they accept all Mini-Com™ Modules. Flat and angled designs in various port densities available to fit most needs, include pre-numbered port identification. Angled patch panels are available for applications in which rack space

is limited. The design allows cable to flow to each side of the rack, minimizing the need for horizontal cable managers and increasing the density of the rack space. Flush mount patch panels can mount on a standard 19" rack or a 23" rack when using the extender brackets PEB1 or PEB2.

Mini-Com™ Flat Flush Mount Patch Panels (ports grouped in 4)

24-port, 1 RU: CPP24FMWBLY
48-port, 2 RU: CPP48FMWBLY
48-port, 2 RU (vertical numbering): CPP48FMVNSWBLY

Mini-Com™ Angled Flush Mount Patch Panels (ports grouped in 4)

24-port, 1 RU: CPPA24FMWBLY
48-port, 2 RU: CPPA48FMWBLY

Mini-Com™ Flat Flush mount patch panels (ports grouped in 6)

48-port, 2 RU: CPP48FM6BL
48-port, 2 RU (vertical numbering): CPP48FM6VNSBL

Mini-Com™ Angled Flush mount patch panels (ports grouped in 6)

48-port, 2 RU: CPPA48FM6BL
48-port, 2 RU (vertical numbering): CPPA48FM6VNSBL

Mini-Com Flush Mount Patch Panels (White)

24-port, 1 RU: CPP24FMWWH
48-port, 2 RU: CPP48FMWWH
24-port angled, 1 RU: CPPA24FMWWH
48-port angled, 2 RU: CPPA48FMWWH

Patch Panel Accessories

Transitional cover: CPATCWH
CPATCBL

Angled filler panels:
White, angled filler panel, 1 RU: CPAF1WH
White, angled filler panel, 2 RU: CPAF2WH
Black, angled filler panel, 1 RU: CPAF1BLY
Black, angled filler panel, 2 RU: CPAF2BLY

Flat filler panels:
White, flat filler panel, 1 RU: DPFP1WH
White, flat filler panel, 2 RU: DPFP2WH
Black, flat filler panel, 1 RU: DPFP1
Black, flat filler panel, 2 RU: DPFP2

Extender Brackets

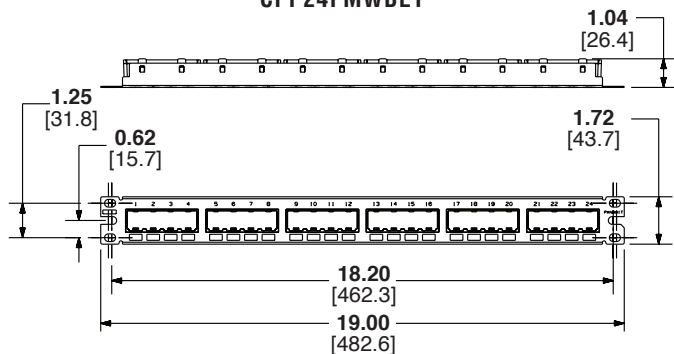
1 RU: PEB1
2 RU: PEB2

Mini-Com™ Flush Mount Modular Patch Panels

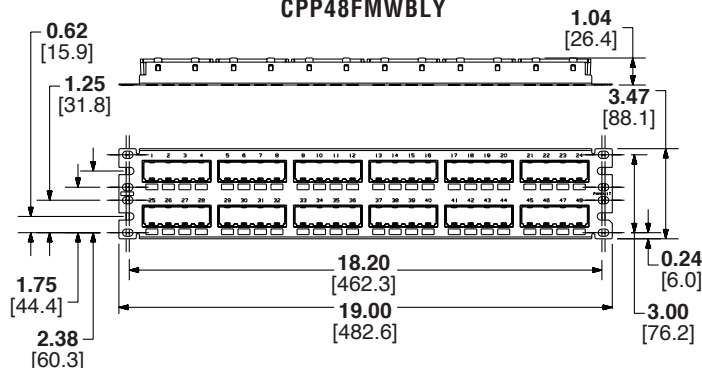
Mini-Com® Flush Mount Modular Patch Panels Label Chart

Part Number	Label Type	Laser/Ink	LS8	Thermal			
CPP24FMWBLY	Adhesive	C252X030FJJ	C252X030FJC	C252X030YPT			
CPP24FMWWH							
CPP48FMWBLY							
CPP48FMWWH							
CPPA24FMWBLY							
CPPA24FMWWH							
CPPA48FMWBLY							
CPPA48FMWWH							
CPP48FMVNSWBLY							
CPP48FM6BL					C379X030FJJ	C379X030FJC	C379X030YPT
CPP48FM6VNSBL							
CPPA48FM6BL							
CPPA48FM6VNSBL							

CPP24FMWBLY



CPP48FMWBLY

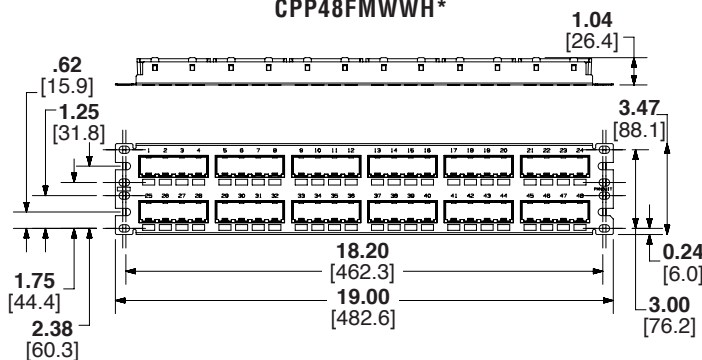


CPP24FMWWH*

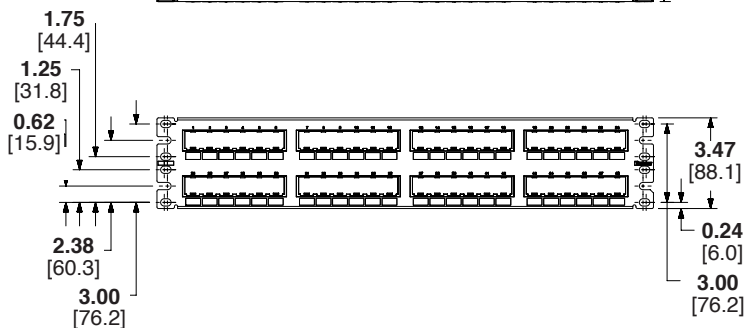
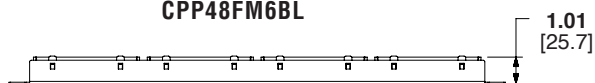


Dimensions are the same as CPP24FMWBLY

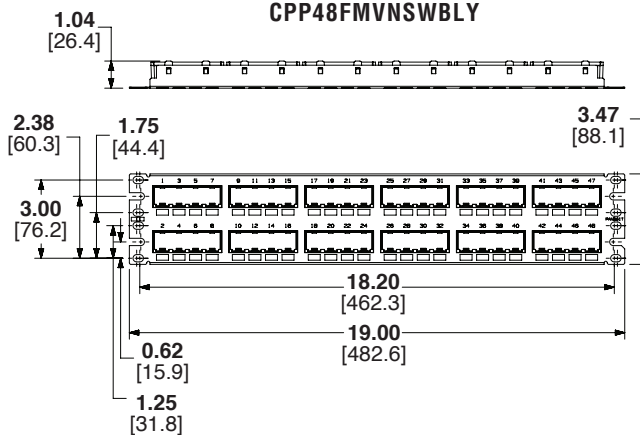
CPP48FMWWH*



CPP48FM6BL

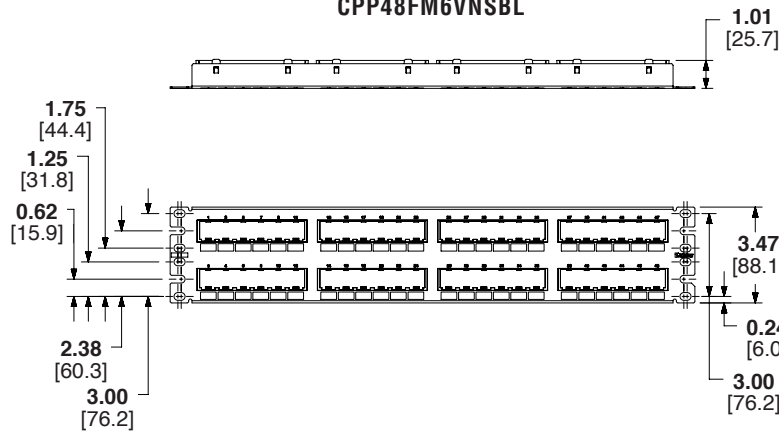


CPP48FMVNSWBLY

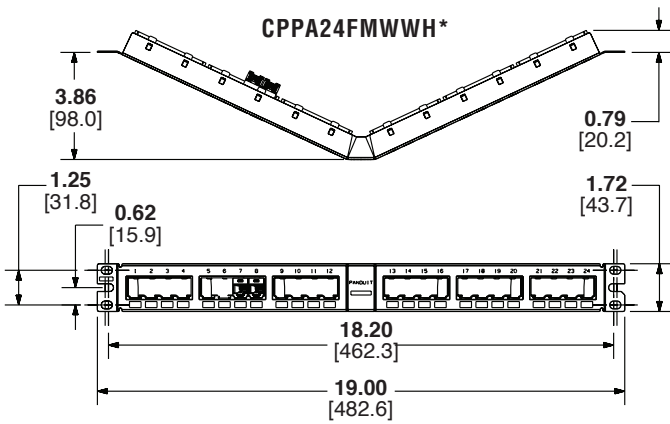


Mini-Com™ Flush Mount Modular Patch Panels

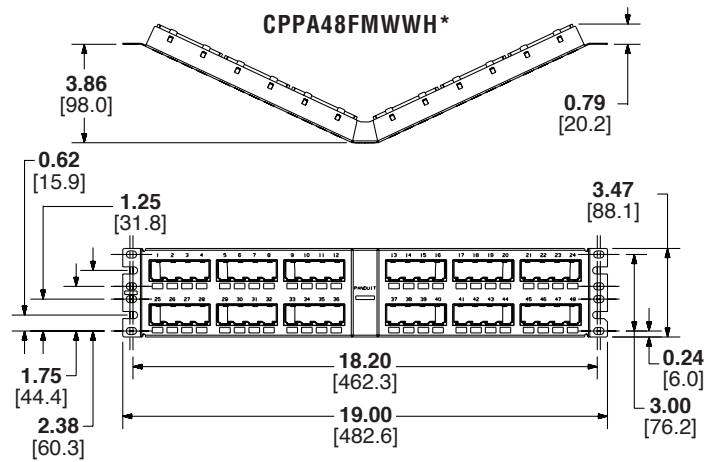
CPP48FM6VNSBL



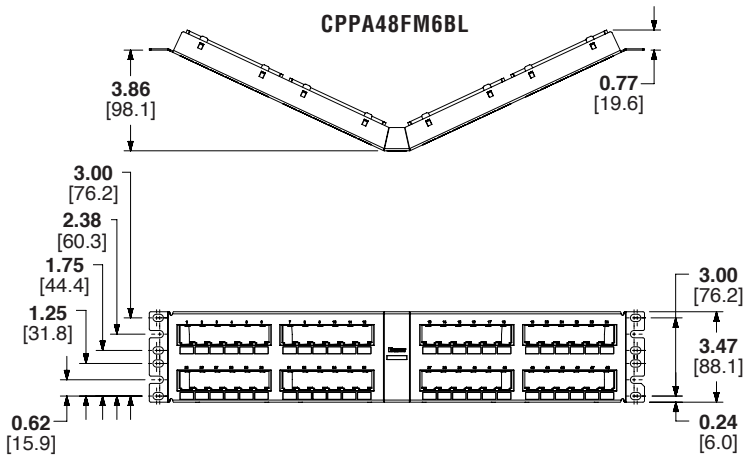
CPPA24FMWBLY
CPPA24FMWWH*



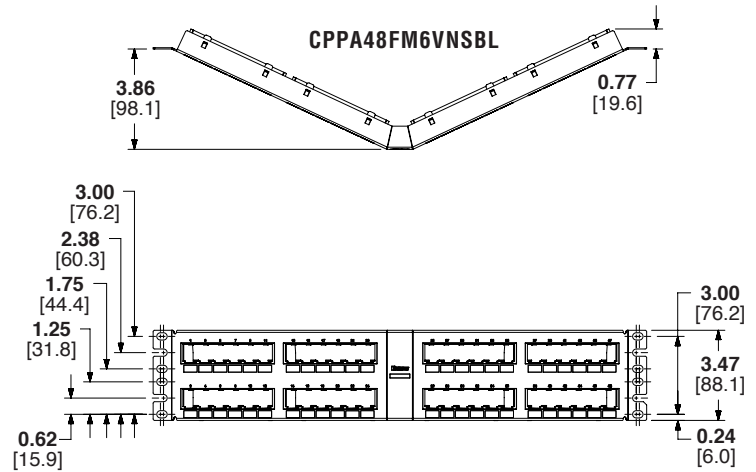
CPPA48FMWBLY
CPPA48FMWWH*



CPPA48FM6BL



CPPA48FM6VNSBL



* White patch panels do not include the write-on detail box below the ports.

Dimensions are in inches [Dimensions in brackets are metric]

WORLDWIDE SUBSIDIARIES AND SALES OFFICES

PANDUIT US/CANADA
Phone: 800.777.3300

PANDUIT EUROPE LTD.
London, UK
cs-emea@panduit.com
Phone: 44.20.8601.7200

PANDUIT SINGAPORE PTE. LTD.
Republic of Singapore
cs-ap@panduit.com
Phone: 65.6305.7575

PANDUIT JAPAN
Tokyo, Japan
cs-japan@panduit.com
Phone: 81.3.6863.6000

PANDUIT LATIN AMERICA
Guadalajara, Mexico
cs-la@panduit.com
Phone: 52.33.3777.6000

PANDUIT AUSTRALIA PTY. LTD.
Victoria, Australia
cs-aus@panduit.com
Phone: 61.3.9794.9020

For a copy of Panduit product warranties, log on to www.panduit.com/warranty

For more information

Visit us at www.panduit.com

Contact Customer Service by email: cs@panduit.com
or by phone: 800.777.3300

PANDUIT®

© 2018 Panduit Corp.
ALL RIGHTS RESERVED.
OTSP33--WW-ENG
Replaces WW-OTSP25
2/2018