

FG18X7R1A225KRT00



Application

Commercial Grade

Series

FG18



Dimensions

- L 4mm Max.
- W 5.5mm Max.
- T 2.5mm Max.
- F 2.5mm +/-0.8mm
- d 0.5mm +0.1,-0.03mm
- l 7mm +/-2mm

Temperature Characteristic

-55 to 125°C +/-15%

Rated Voltage

10Vdc

Capacitance

2.2uF

Capacitance Tolerance

+/-10%

Dissipation Factor

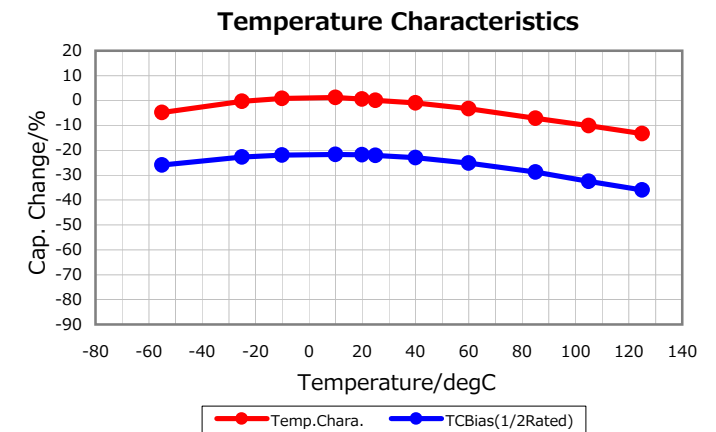
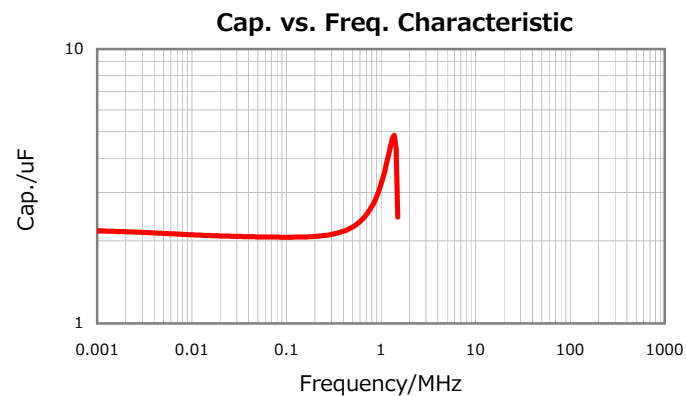
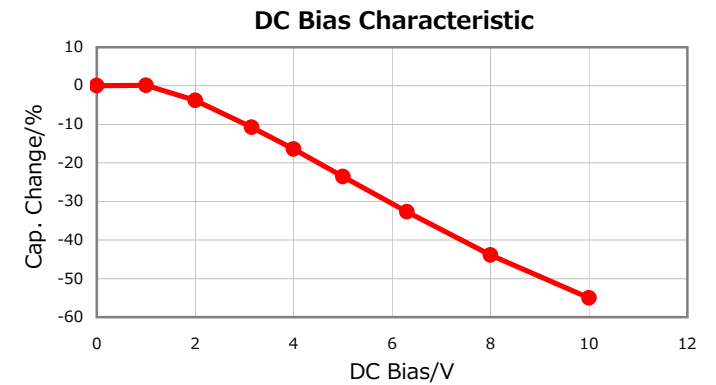
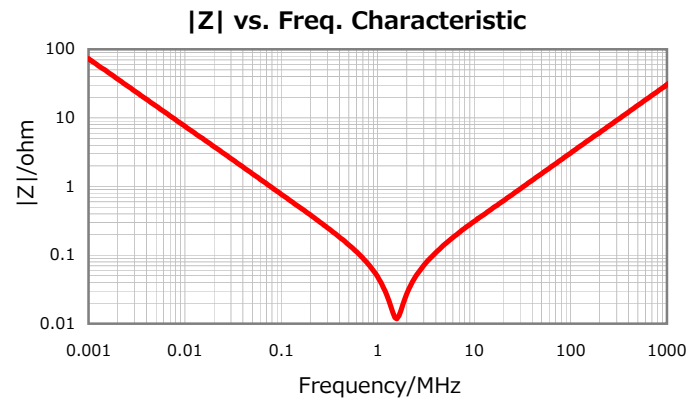
10% Max.

Insulation Resistance

45Mohm Min.

AEC-Q200

No



Characterization Sheet (MLCC with Dipped Radial Lead)



All specifications are subject to change without notice.

December 28, 2015