




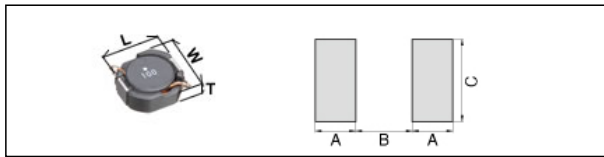


CLF10040T-1R5N-CA

Applications	 Automotive Grade
Feature	 Wire Wound
	 Magnetic Shield
	 Ferrite Core
	 AEC-Q200
Series	CLF-CA Series / CLF10040-CA Type
Status	Production



Size	
Length(L)	10.00mm +/-0.30mm
Width(W)	9.70mm +/-0.30mm
Thickness(T)	3.80mm +/-0.30mm
Recommended Land Pattern (A)	2.50mm Nom.
Recommended Land Pattern (B)	5.60mm Nom.
Recommended Land Pattern (C)	3.20mm Nom.

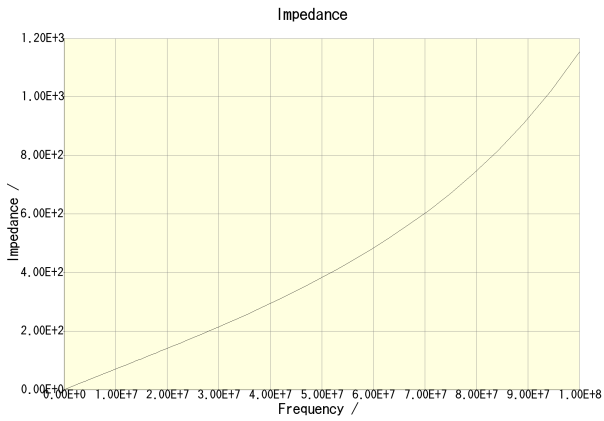
Electrical Characteristics	
Inductance	1.5uH +/-30% at 100kHz
Rated Current (L Change) [Typ.]	10.6A (10% Down)
Rated Current (Temperature Rise) [Typ.]	5.8A (30degC Rise)
DC Resistance [Nom.]	7.1mΩ
DC Resistance [Max.]	9.23mΩ

Other	
Operating Temp. Range (Including Self-Temp. Rise)	-40 to 105degC
Soldering Method	Reflow, Iron Soldering
AEC Q200	Yes
Packing	Blister (Plastic)Taping [330mm Reel]
Package Quantity	800Pcs Min.
Weight	1.3g

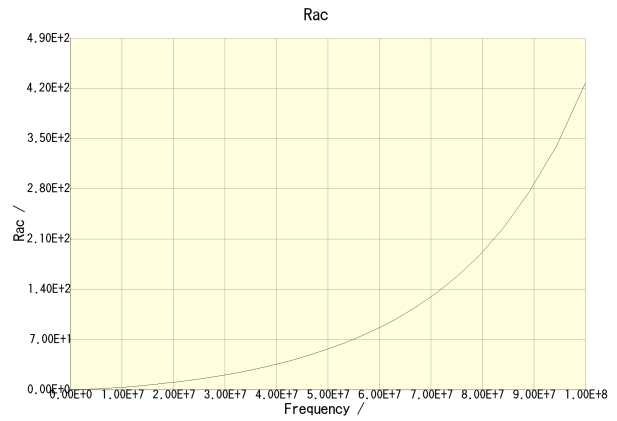
•This PDF document was created based on the data listed on the TDK Corporation website.
 •All specifications are subject to change without notice.

CLF10040T-1R5N-CA

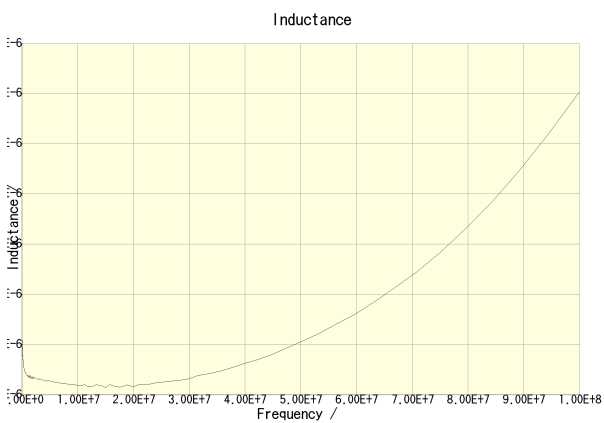
Characteristic Graphs (This is reference data, and does not guarantee the product's characteristics.)



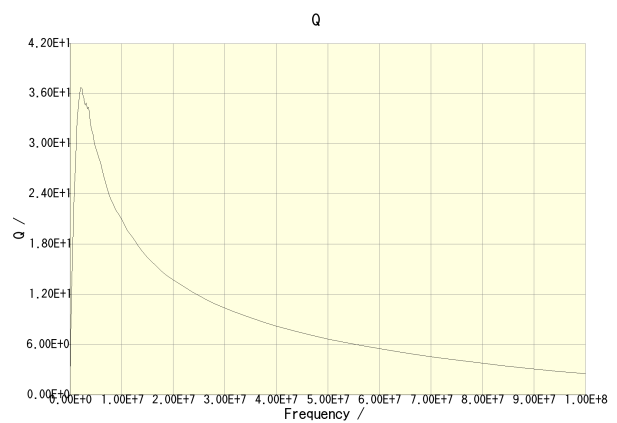
CLF10040T-1R5N-CA



CLF10040T-1R5N-CA



CLF10040T-1R5N-CA

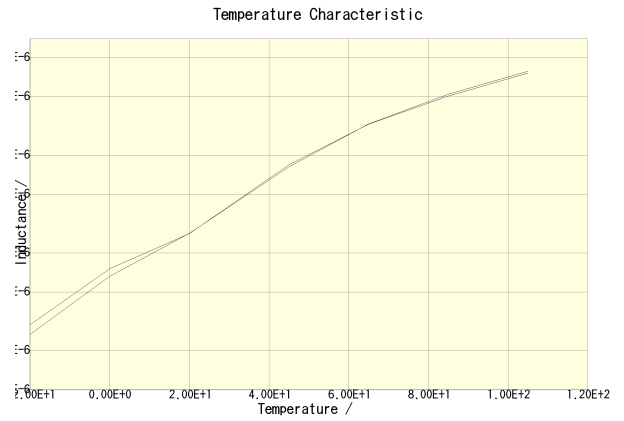
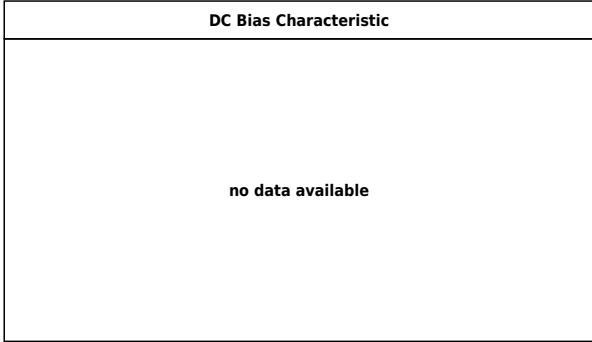


CLF10040T-1R5N-CA

•This PDF document was created based on the data listed on the TDK Corporation website.
 •All specifications are subject to change without notice.

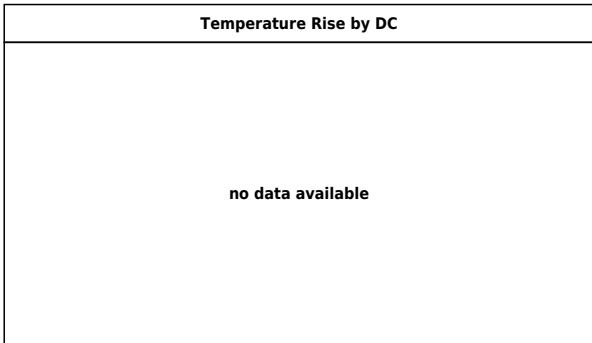
CLF10040T-1R5N-CA

Characteristic Graphs (This is reference data, and does not guarantee the product's characteristics.)



CLF10040T-1R5N-CA(DC = 0A)

CLF10040T-1R5N-CA(DC = 2.9A)



- This PDF document was created based on the data listed on the TDK Corporation website.
- All specifications are subject to change without notice.