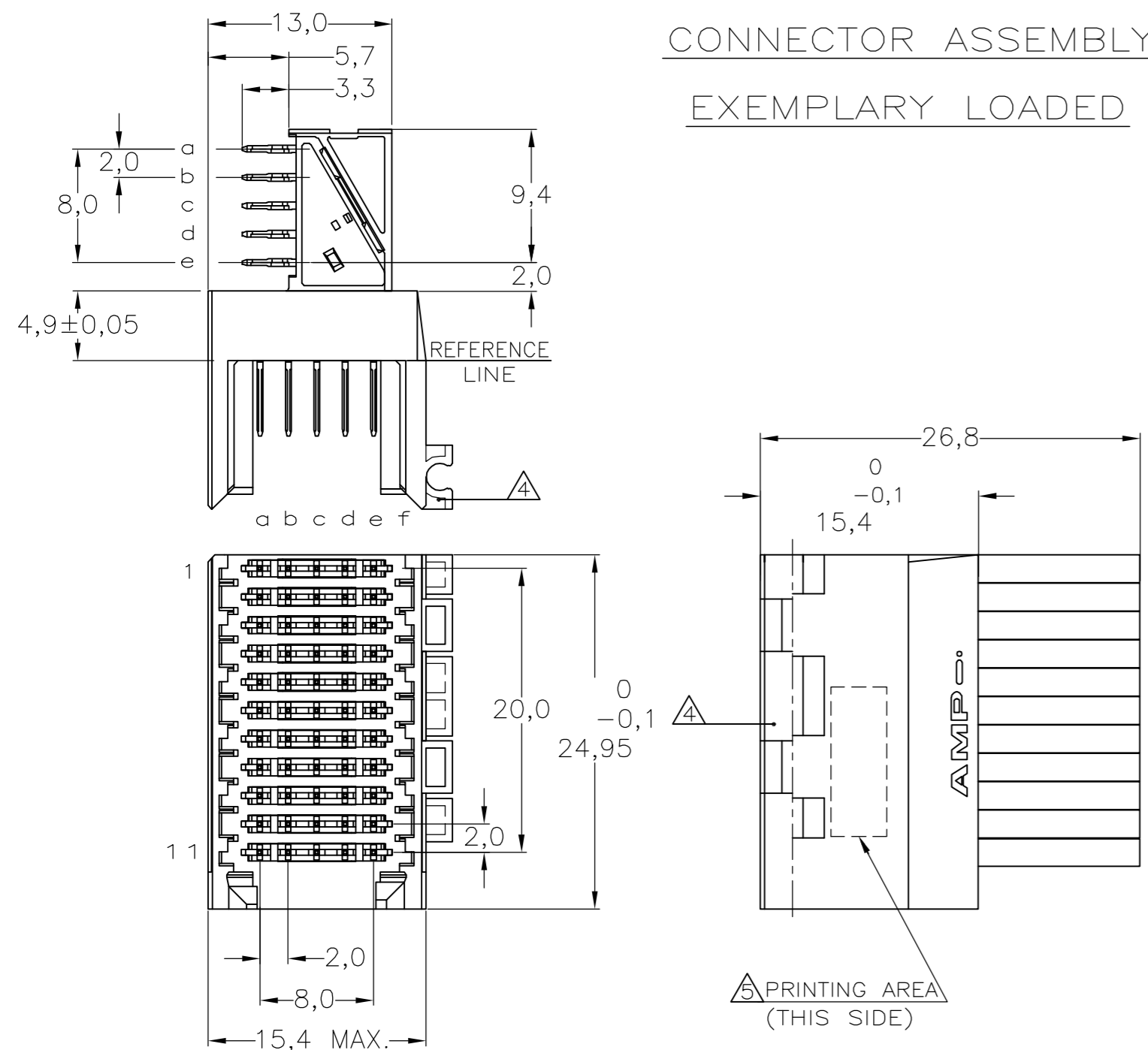


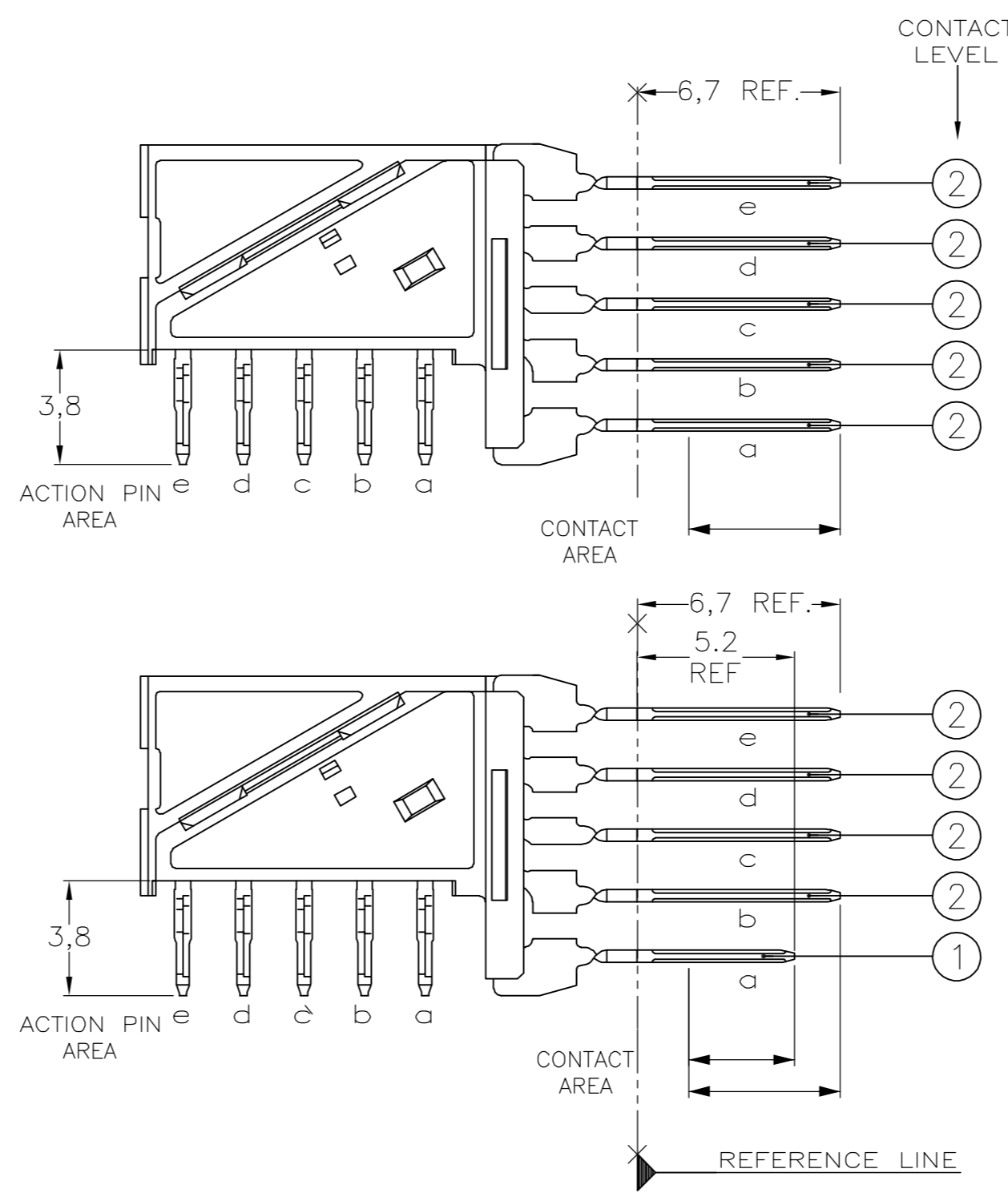
THIS DRAWING IS UNPUBLISHED. RELEASED FOR PUBLICATION
 © COPYRIGHT BY TYCO ELECTRONICS CORPORATION. ALL RIGHTS RESERVED.

Loc	DIST	REVISIONS					
		P	LTR	DESCRIPTION	DATE	DWN	APVD
H	-		C	EHC0-0195-04	06-07-04	DvdB	BM
			D	EH10-0680-05	06-06-05	BSV	BM
			D1	ECR-06-002635	07-02-06	BSV	BM

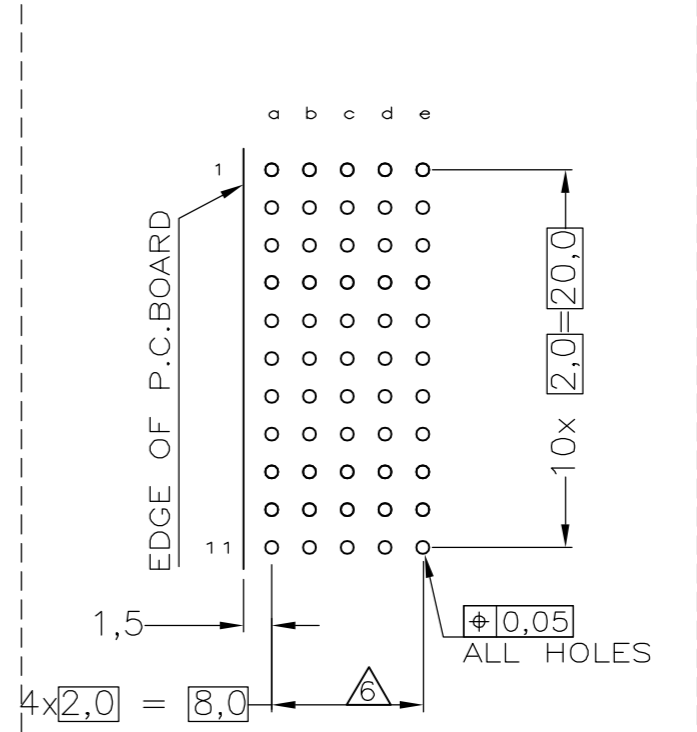
CONNECTOR ASSEMBLY
 EXEMPLARY LOADED



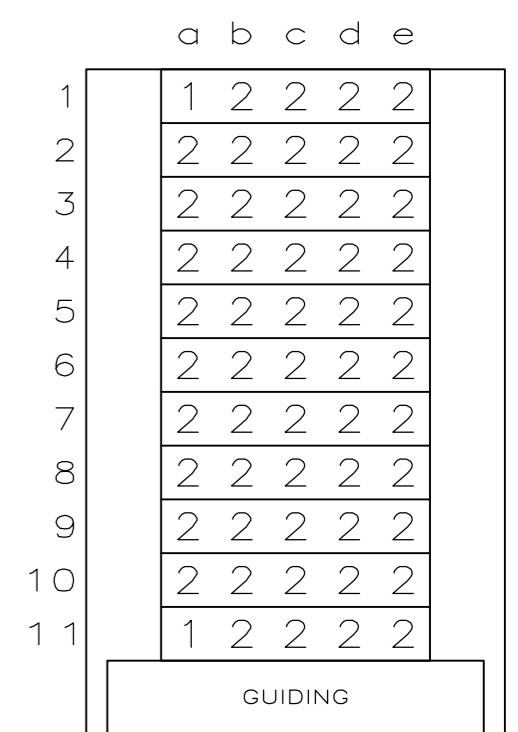
CONTACT DIMENSIONS



RECOMMENDED PCB-HOLE LAY-OUT
 COMPONENT SIDE SHOWN



CONTACT LAYOUT



P.C.B. HOLE DIM. ACTION PIN
 FOR DETAILS SEE
 APPLICATION SPECIFICATION

NOTES:

- 1 MATERIAL HOUSING : GREY GLASSFILLED POLYESTER
 CONTACT : UL-RATING V0
 : PHOSPHORBRONZE
- 2 GENERAL PLATING SPECIFICATION: UNDERPLATING (ENTIRE CONTACT):
 1,27µm NICKEL MIN. AND ACTION PIN: 0,5µm TIN-LEAD MIN.
 FOR PLATING OF MATING SURFACES SEE APPLICABLE SPECIFICATION
 REFERENCE FOR EACH DASH NUMBER.
- 3 CONFORMS TO ALL TESTING ACCORDING IEC 61076-4-101
 PERFORMANCE LEVEL 2.
- 4 CONNECTOR ASSEMBLY WITH LATCH HINGE FOR CABLE CONNECTOR.
- 5 CONNECTOR PRINTED WITH PARTNUMBER AND DATECODE
- 6 PLATED-THROUGH HOLES AT 2x2mm SQUARE GRID.

CONTACT FINISH	MATERIAL	1-188748-1
		188748-1
		PARTNUMBER

THIS DRAWING IS A CONTROLLED DOCUMENT.		DWN 15DEC97 L.v.d.HEIJDEN	Tyco Electronics Corporation s-Hertogenbosch, Netherlands,	
DIMENSIONS: MM		CHK 15DEC97 D. TRUREN	NAME	
TOLERANCES UNLESS OTHERWISE SPECIFIED:		APVD - F.v.KONINGSBRUGGE	PRODUCT SPEC	
0 PLC ± - 1 PLC ± - 2 PLC ± - 3 PLC ± - 4 PLC ± - ANGLES ± - FINISH -		APPLICATION SPEC 114-19029	Z-PACK 2MM HM TYPE C 55 POS. RIGHT ANGLE MALE CONNECTOR ASSEMBLY	
MATERIAL		WEIGHT -	SIZE A2	RESTRICTED TO -
		CUSTOMER DRAWING	CAGE CODE 00779	DRAWING NO. C=188748
			SCALE NTS	SHEET 1 OF 1
				REV D1