

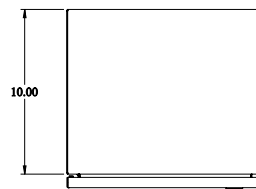


PART No. EN4SD161210GY

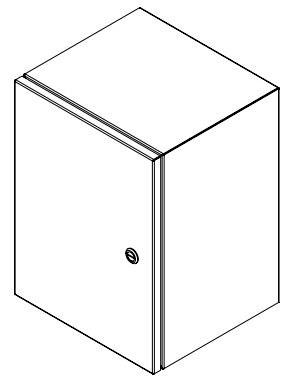
for more information visit
www.hammfg.com

Data subject to change without notice

Isometric drawing Not to Scale



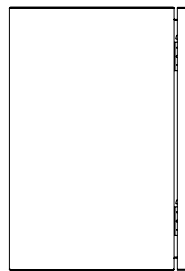
TOP VIEW



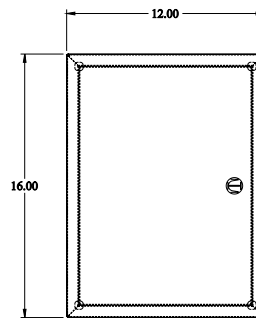
ISOMETRIC VIEW



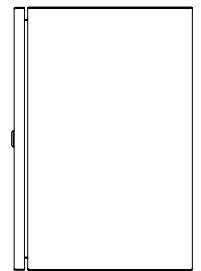
BACK VIEW



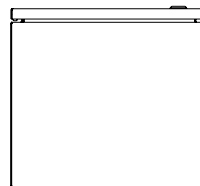
LEFT SIDE VIEW



FRONT VIEW



RIGHT SIDE VIEW



BOTTOM VIEW