


Printed-circuit board connector - FKC 2,5 HC/ 3-ST-5,08 - 1942387

Please be informed that the data shown in this PDF Document is generated from our Online Catalog. Please find the complete data in the user's documentation. Our General Terms of Use for Downloads are valid (<http://phoenixcontact.com/download>)

Plug component, Nominal current: 16 A, Rated voltage (III/2): 320 V, Number of positions: 3, Pitch: 5.08 mm, Connection method: Spring-cage connection, Color: green, Contact surface: Tin, COMBICON connectors may only be activated under no load conditions. If for operating reasons small loads must be switched, experimental values are available upon request.



The figure shows a 10-position version of the product

Product Features

- Two integrated test connections
- HC plugs may only be used with HC base strips
- Coding profiles (CP) as protection against mismatching
- Push-in spring-cage plug as a "High Current" (HC) version for 16 A
- Inverted versions with pin contact (FKIC 2,5 HC); e.g., for cable/cable connections or motor outputs



Key commercial data

| | |
|--------------------------------------|----------|
| Packing unit | 1 pc |
| Minimum order quantity | 50 pc |
| Weight per Piece (excluding packing) | 5.43 GRM |
| Custom tariff number | 85366990 |
| Country of origin | Germany |

Technical data

Dimensions

| | |
|-------------|----------|
| Pitch | 5.08 mm |
| Dimension a | 10.16 mm |

General

| | |
|-----------------------------|-------------------|
| Range of articles | FKC 2,5 HC/...-ST |
| Insulating material group | I |
| Rated surge voltage (III/3) | 4 kV |
| Rated surge voltage (III/2) | 4 kV |

Printed-circuit board connector - FKC 2,5 HC/ 3-ST-5,08 - 1942387

Technical data

General

| | |
|---|---|
| Rated surge voltage (II/2) | 4 kV |
| Rated voltage (III/3) | 250 V |
| Rated voltage (III/2) | 320 V |
| Rated voltage (II/2) | 630 V |
| Connection in acc. with standard | EN-VDE |
| Nominal current I _N | 16 A |
| Nominal cross section | 2.5 mm ² |
| Maximum load current | 16 A (with 2.5 mm ² conductor cross section) |
| Insulating material | PA |
| Inflammability class according to UL 94 | V0 |
| Internal cylindrical gage | A2 |
| Stripping length | 10 mm |
| Number of positions | 3 |

Connection data

| | |
|---|----------------------|
| Conductor cross section solid min. | 0.2 mm ² |
| Conductor cross section solid max. | 2.5 mm ² |
| Conductor cross section stranded min. | 0.2 mm ² |
| Conductor cross section stranded max. | 2.5 mm ² |
| Conductor cross section stranded, with ferrule without plastic sleeve min. | 0.25 mm ² |
| Conductor cross section stranded, with ferrule without plastic sleeve max. | 2.5 mm ² |
| Conductor cross section stranded, with ferrule with plastic sleeve min. | 0.25 mm ² |
| Conductor cross section stranded, with ferrule with plastic sleeve max. | 1.5 mm ² |
| Conductor cross section AWG/kcmil min. | 24 |
| Conductor cross section AWG/kcmil max | 12 |
| 2 conductors with same cross section, stranded, TWIN ferrules with plastic sleeve, min. | 0.5 mm ² |
| 2 conductors with same cross section, stranded, TWIN ferrules with plastic sleeve, max. | 1.5 mm ² |
| Minimum AWG according to UL/CUL | 26 |
| Maximum AWG according to UL/CUL | 12 |

Classifications

eCl@ss

| | |
|------------|----------|
| eCl@ss 4.0 | 272607xx |
| eCl@ss 4.1 | 27260701 |
| eCl@ss 5.0 | 27260701 |

Printed-circuit board connector - FKC 2,5 HC/ 3-ST-5,08 - 1942387

Classifications

eCl@ss

| | |
|------------|----------|
| eCl@ss 5.1 | 27260701 |
| eCl@ss 6.0 | 27260704 |
| eCl@ss 7.0 | 27440402 |
| eCl@ss 8.0 | 27440402 |

ETIM

| | |
|----------|----------|
| ETIM 3.0 | EC001121 |
| ETIM 4.0 | EC002638 |
| ETIM 5.0 | EC002638 |

UNSPSC

| | |
|---------------|----------|
| UNSPSC 6.01 | 30211810 |
| UNSPSC 7.0901 | 39121409 |
| UNSPSC 11 | 39121409 |
| UNSPSC 12.01 | 39121409 |
| UNSPSC 13.2 | 39121409 |

Approvals

Approvals


Approvals

UL Recognized / VDE Gutachten mit Fertigungsüberwachung / cUL Recognized / GOST / IECCE CB Scheme / GOST / CCA / cULus Recognized

Ex Approvals

Approvals submitted


Approval details

| | | |
|---|-------|-------|
| UL Recognized  | | |
| | B | D |
| mm ² /AWG/kcmil | 26-12 | 26-12 |
| Nominal current I _N | 16 A | 10 A |


Printed-circuit board connector - FKC 2,5 HC/ 3-ST-5,08 - 1942387

Approvals

| | B | D |
|--------------------|-------|-------|
| Nominal voltage UN | 300 V | 300 V |


VDE Gutachten mit Fertigungsüberwachung 

| | B | D |
|----------------------------|---------|---|
| mm ² /AWG/kcmil | 0.2-2.5 | |
| Nominal current IN | 16 A | |
| Nominal voltage UN | 250 V | |

cUL Recognized 

| | B | D |
|----------------------------|-------|-------|
| mm ² /AWG/kcmil | 26-12 | 26-12 |
| Nominal current IN | 16 A | 10 A |
| Nominal voltage UN | 300 V | 300 V |

GOST 

IECEE CB Scheme 

| | B | D |
|----------------------------|---------|---|
| mm ² /AWG/kcmil | 0.2-2.5 | |
| Nominal current IN | 16 A | |
| Nominal voltage UN | 250 V | |

GOST 

CCA

| | B | D |
|----------------------------|---------|---|
| mm ² /AWG/kcmil | 0.2-2.5 | |
| Nominal current IN | 16 A | |

Printed-circuit board connector - FKC 2,5 HC/ 3-ST-5,08 - 1942387

Approvals

| | |
|--------------------|-------|
| Nominal voltage UN | 250 V |
|--------------------|-------|



Drawings

Dimensioned drawing

