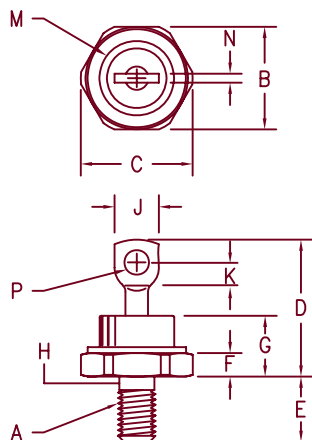


80 Amps Schottky Rectifier SBR8210, SBR8215



- Notes:
1. Full threads within 2 1/2 threads
 2. Standard Polarity: Stud is Cathode
Reverse Polarity: Stud is Anode

Dim.	Inches		Millimeter		Notes
	Minimum	Maximum	Minimum	Maximum	
A	---	---	---	---	1/4-28
B	.669	.688	17.00	17.47	
C	---	.794	---	20.16	
D	.750	1.00	19.05	25.40	
E	.422	.453	10.72	11.50	
F	.115	.200	2.93	5.08	
G	---	.450	---	11.43	
H	.220	.249	5.59	6.32	1
J	---	.375	---	9.52	
K	.156	---	3.97	---	
M	---	.510	---	12.95	Dia
N	---	.080	---	2.03	
P	.140	.175	3.56	4.44	Dia

DO-203AB (DO-5)

Microsemi Catalog Number	Industry Part Number	Working Peak Reverse Voltage	Repetitive Peak Reverse Voltage	
SBR8210*		10V	10V	<ul style="list-style-type: none"> • Schottky Barrier Rectifier • Low Forward Voltage • Guard Ring Protection • 150°C Junction Temperature • VRRM - 10 to 15 Volts
SBR8215*	95HQ015	15V	15V	

*Add Suffix R For Reverse Polarity

Electrical Characteristics

Average forward current,	$I_F(AV) = 80$ Amps	$T_C = 103^\circ\text{C}$, Square wave, $R_{\theta JC} = 1.0^\circ\text{C/W}$
Maximum surge current,	$I_{FSM} = 1200$ Amps	8.3 ms, half sine $T_J = 150^\circ\text{C}$
Max repetitive peak reverse current	$I_R(OV) = 2$ Amps	$f = 1$ KHz, 25°C , 1 μsec Square wave
Max peak forward voltage,	$V_{FM} = .38$ Volts	$I_{FM} = 80\text{A}$, $T_J = 150^\circ\text{C}^*$
Max peak forward voltage,	$V_{FM} = .50$ Volts	$I_{FM} = 80\text{A}$, $T_J = 25^\circ\text{C}^*$
Max peak reverse current	$I_{RM} = 1.5$ A	V_{RRM} , $T_J = 125^\circ\text{C}^*$
Max peak reverse current	$I_{RM} = 5.0$ mA	V_{RRM} , $T_J = 25^\circ\text{C}$
Typical junction capacitance	$C_J = 4600$ pF	$V_R = 5.0\text{V}$, $T_J = 25^\circ\text{C}$

*Pulse test: Pulse width 300 μsec , Duty cycle 2%

Thermal and Mechanical Characteristics

Storage temp range	T_{STG}	-65°C to $+175^\circ\text{C}$
Operating junction temp range	T_J	-65°C to $+150^\circ\text{C}$
Max thermal resistance	$R_{\theta JC}$	1.0°C/W Junction to case
Typical thermal resistance (greased)	$R_{\theta CS}$	0.5°C/W Case to sink
Mounting torque		25-30 inch pounds
Weight		.54 ounce (15.3 grams) typical



LAWRENCE

6 Lake Street
Lawrence, MA 01841
PH: (978) 620-2600
FAX: (978) 689-0803
www.microsemi.com

05-30-07 Rev. 3

SBR8210, SBR8215

Figure 1
Typical Forward Characteristics

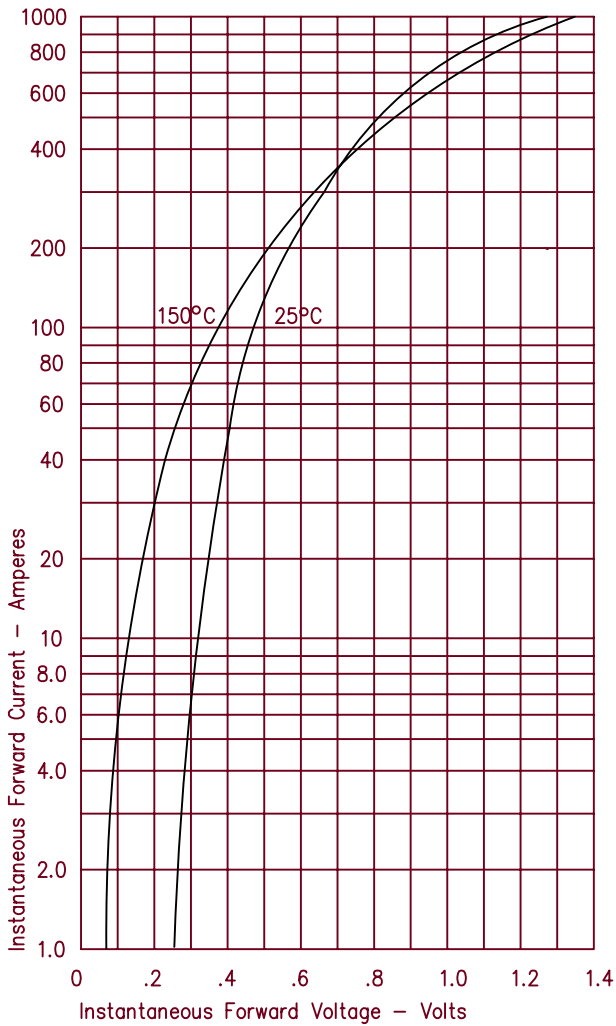


Figure 3
Typical Junction Capacitance

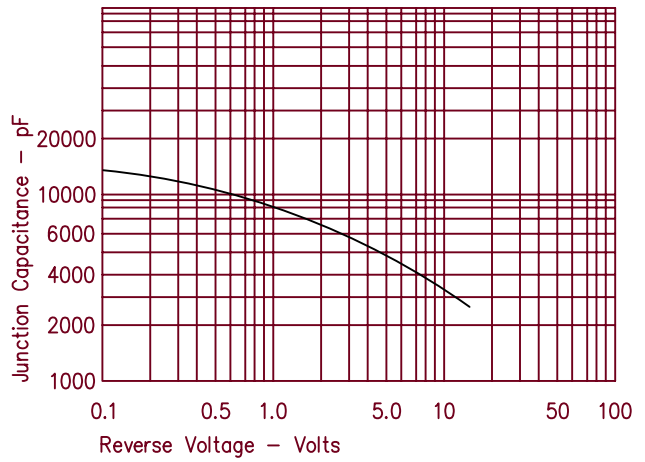


Figure 4
Forward Current Derating

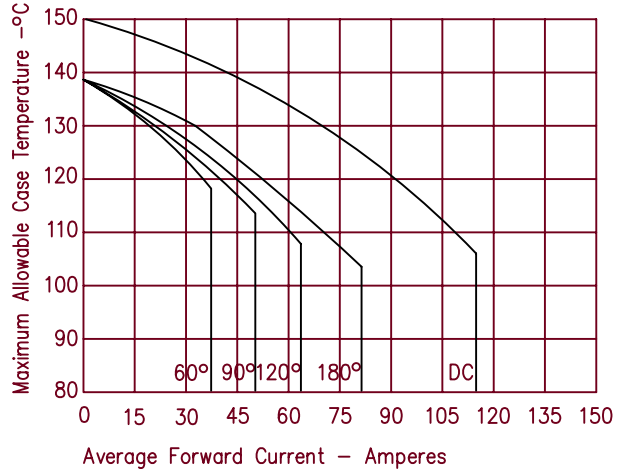


Figure 2
Typical Reverse Characteristics

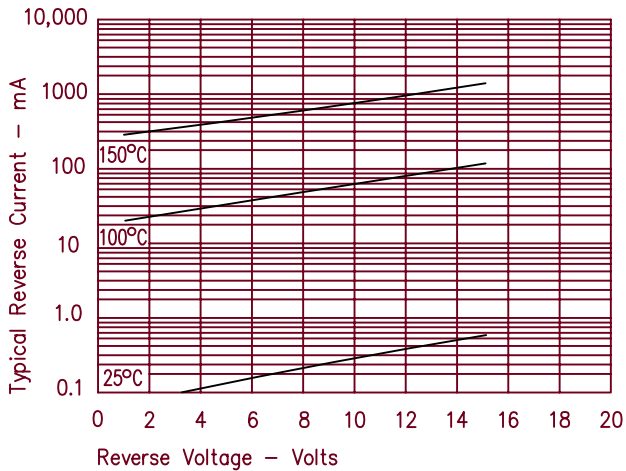


Figure 5
Maximum Forward Power Dissipation

