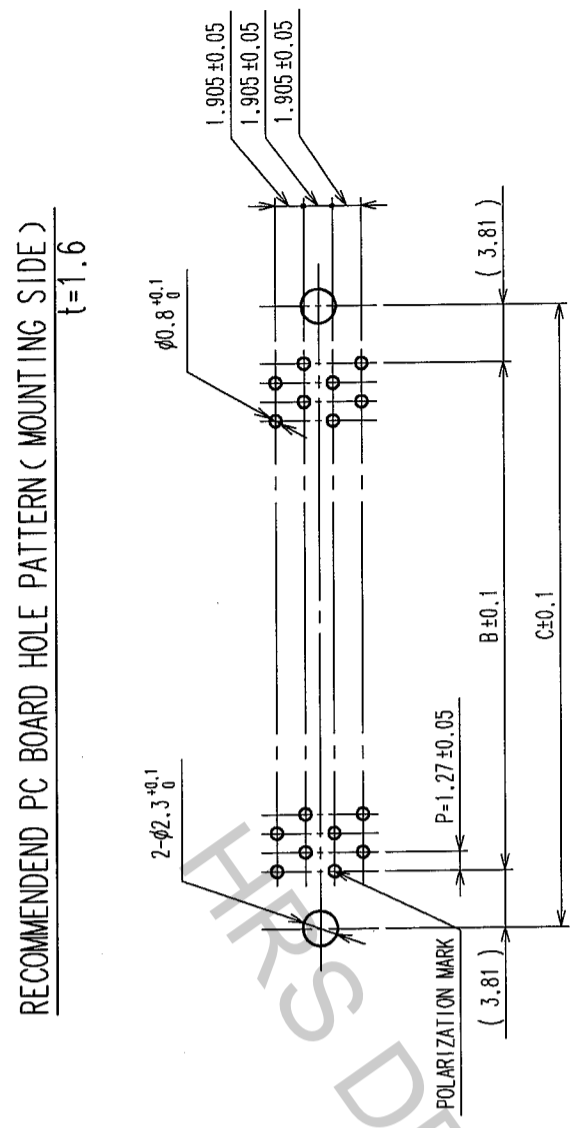
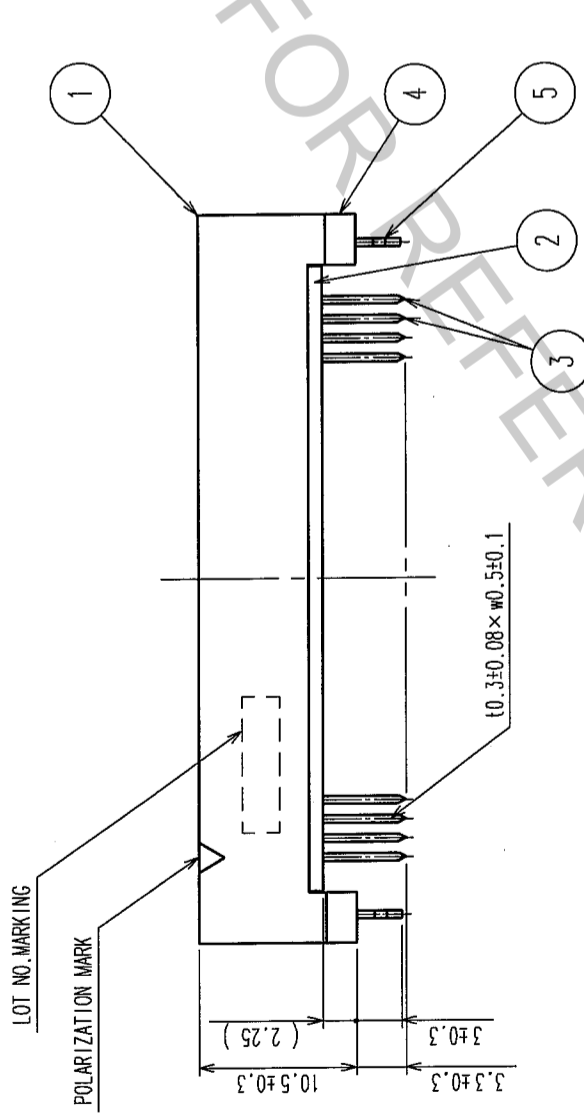
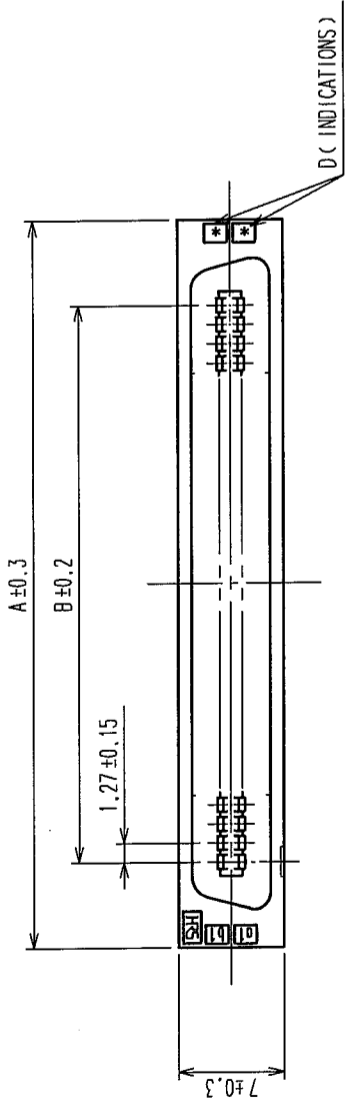


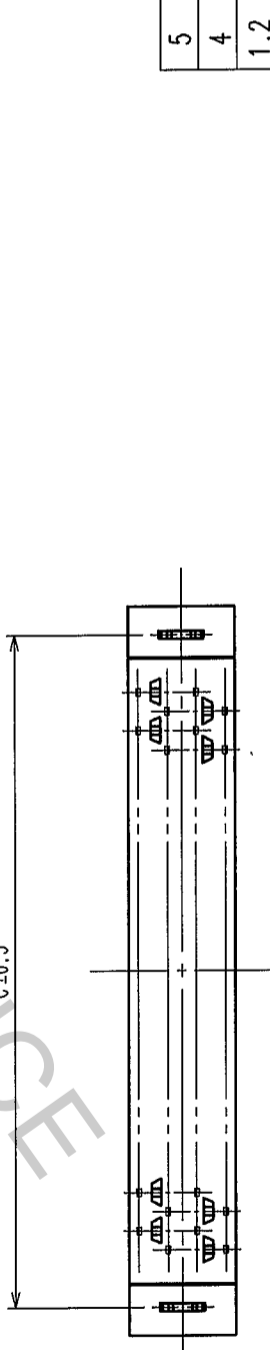
COUNT	DESCRIPTION OF REVISIONS	BY	CHKD	DATE	COUNT	DESCRIPTION OF REVISIONS	BY	CHKD	DATE

RECOMMEND PC BOARD HOLE PATTERN ( MOUNTING SIDE )  
t=1.6



PART No.	CODE No.	A	B	C	D
FX2C2-20P-1.27DSAL (71)	CL572-2271-3-71	20	22.75	11.43	19.05
FX2C2-32P-1.27DSAL (71)	CL572-2272-6-71	32	30.37	19.05	26.67
FX2C2-40P-1.27DSAL (71)	CL572-2273-9-71	40	35.45	24.13	31.75
FX2C2-52P-1.27DSAL (71)	CL572-2274-1-71	52	43.07	31.75	39.37
FX2C2-60P-1.27DSAL (71)	CL572-2275-4-71	60	48.15	36.83	44.45
FX2C2-68P-1.27DSAL (71)	CL572-2276-7-71	68	53.23	41.91	49.53
FX2C2-80P-1.27DSAL (71)	CL572-2277-0-71	80	60.85	49.53	57.15
FX2C2-100P-1.27DSAL (71)	CL572-2278-2-71	100	73.55	62.23	69.85
FX2C2-120P-1.27DSAL (71)	CL572-2279-5-71	120	86.25	74.93	82.55

NOTES 1. THE DIMENSIONS IN PARENTHESES ARE FOR REFERENCE.  
2. NUMBER OF PIN.



NO.	PHOSPHOR BRONZE	TIN-PLATING	NO.	PHOSPHOR BRONZE	FINISH, REMARKS	NO.	MATERIAL	FINISH, REMARKS
5	PHOSPHOR BRONZE	TIN-PLATING	3	PHOSPHOR BRONZE	CONTACT AREA: GOLD 0.2μ m min DIP AREA: TIN-PLATING 2μ m min			
4	POLYAMIDE	BLACK	UL94V-0					
1,2	POLYAMIDE	BLACK	UL94V-0					
NO.	MATERIAL	FINISH, REMARKS	NO.	MATERIAL	FINISH, REMARKS	NO.	MATERIAL	FINISH, REMARKS
CODE NO. (OLD)	CL		DRAWN	DESIGNED	CHECKED	APPROVED	RELEASED	
			1. OKAYAMA	K. NAKAMURA	H. OKAWA	H. OKAWA		
			04.06.02	04.06.02	04.06.09	04.06.09		
DRAWING NO.	EDC3-083050-21		PART NO.	FX2C2-**-P-1.27DSL(71)				
SCALE	FREE		CODE NO.	CL572				
UNITS	mm							

TO	
PCK	