

PRODUCT NUMBER  
10056845-YXXYLF

CODE

LEAD FREE, RoHS COMPATIBLE, NOTE 9.  
PACKAGING NOTE 6

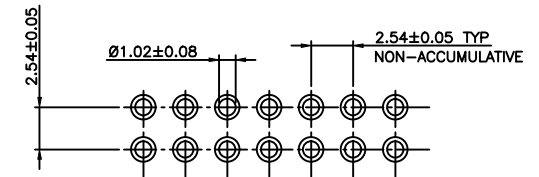
- 1 - SOLDER TAIL : 2.00mm
- 2 - SOLDER TAIL : 3.05mm

- S - SPECIFIC CUSTOMER PLATING OPTION WITH SOLDER TAIL : 2.00mm

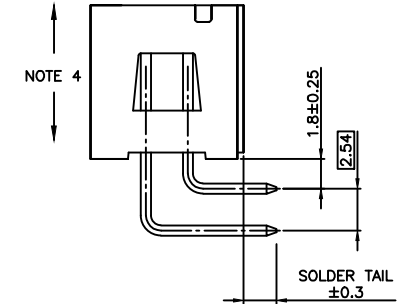
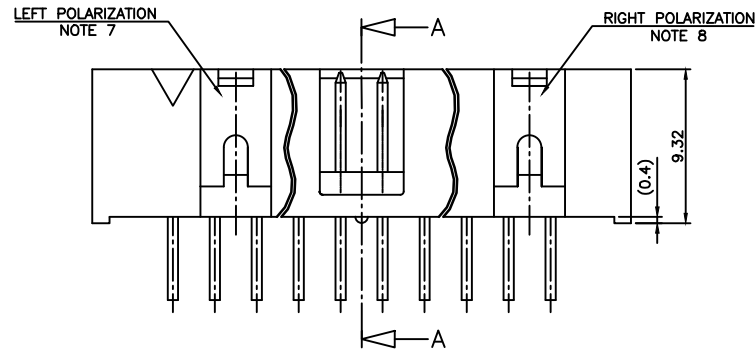
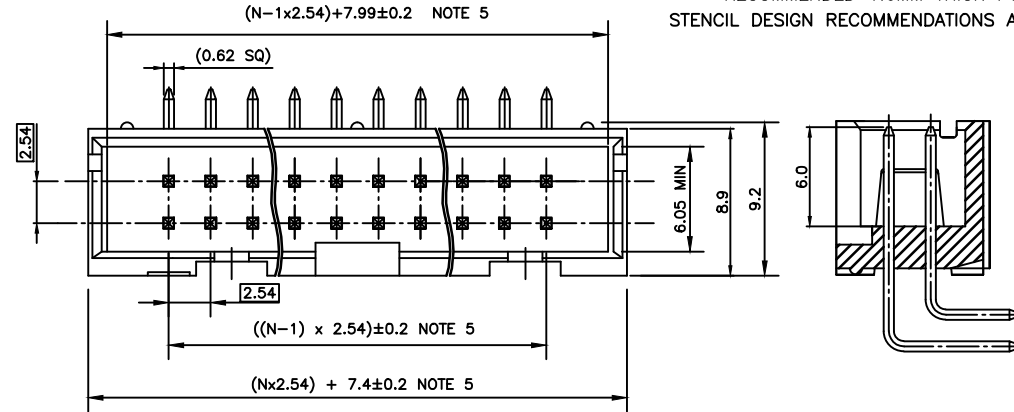
STYLE	SIZE
06	2x03
08	2x04
10	2x05
14	2x07
16	2x08
20	2x10
26	2x13
30	2x15
34	2x17
40	2x20

NOTES:

- 1 - HOUSING MATERIAL: HIGH TEMPERATURE THERMOPLASTIC, UL94 V-0 COLOR BLACK.
- 2 - CONTACT MATERIAL: COPPER ALLOY
- 3 - PLATING SPECIFICATIONS :  
0.76µm GOLD/GXT (PdNi WITH GOLD FLASH) ON CONTACT AREA  
2µm MIN MATTE TIN ON TAILS.  
1.27µm NICKEL MIN UNDERPLATING
- 4 - MINIMUM PUSH OUT FORCE OF PIN IN EITHER DIRECTION : 20N BEFORE SOLDERING.
- 5 - TO DETERMINE DIMENSIONS :  
N = NUMBER OF POSITIONS PER ROW  
EXAMPLE : 8 POS N x 2.54 = 20.32mm
- 6 - PACKAGING:  
OMMIT = STANDARD TUBE PACKAGING.  
K = TAPE AND REEL PACKAGING WITHOUT CAP ON REQUEST.
- 7 - NO LEFT POLARIZATION ON STYLE 06, 08, 10, 14.
- 8 - NO RIGHT POLARIZATION ON STYLE 06, 08.
- 9. RoHS COMPLIANT & COMPATIBLE PRODUCT SPECIFICATIONS
  - a - PLATING:  
- "LF" MEANS THE PRODUCT IS LEAD-FREE AND RoHS COMPLIANT  
2µm MINIMUM MATTE TIN ON TAILS OVER 1.27µm MINIMUM NICKEL UNDERPLATE.
  - b - THIS PRODUCT MEETS EUROPEAN UNION DIRECTIVES AND OTHER COUNTRY REGULATIONS AS PER GS-47-0004.
  - c - MANUFACTURING PROCESS COMPATIBILITY  
- THE HOUSING WILL WITHSTAND EXPOSURE TO 260° PEAK TEMPERATURE FOR 10-30 SECONDS IN A CONVECTION INFRA-RED OR VAPOR PHASE REFLOW OVEN.  
PHASE REFLOW OVEN.



RECOMMENDED 1.6MM THICK PCB LAYOUT,  
STENCIL DESIGN RECOMMENDATIONS AS PER TA-894



mat'l. code	surface	tolerance	projection	product family
NOTES 1, 2	ISO 1302 ✓	ISO 406 ISO 1101	⊕	QKIE HDR
ltr	ecn no	dr	date	tolerances unless otherwise specified
H	B-19070	LMU	14.10.15	Linear .x ± 0.3 .xx ± 0.15 .xxx ± 0.05
C	F07-0198	LMU	07.05.30	angles
D	F08-0148	YOY	08.04.11	dr
E	F12-0089	JCO	12.07.23	engr
F	B-18016	JCO	14.06.19	chr
G	B-18066	LMU	14.06.24	appd
sheet	revision			
index	sheet			

title	QKIE HEADER
LOW PROFILE PIN IN PASTE	
dwg no	10056845
sheet 1 of 1	size A3
type	CUSTOMER Drawing

