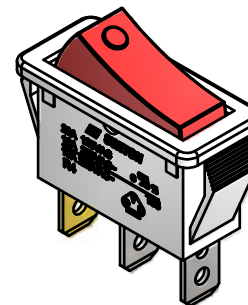
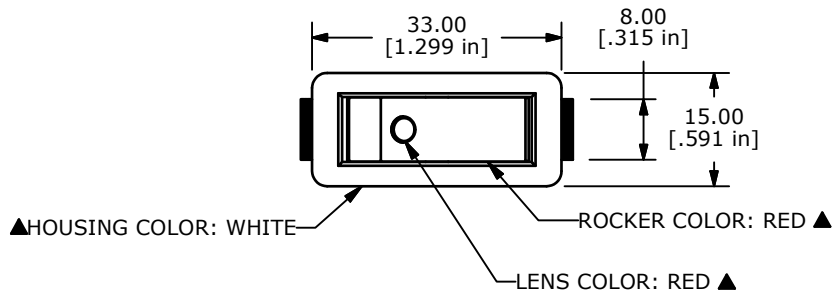
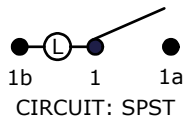


RECOMMENDED PANEL MOUNTING

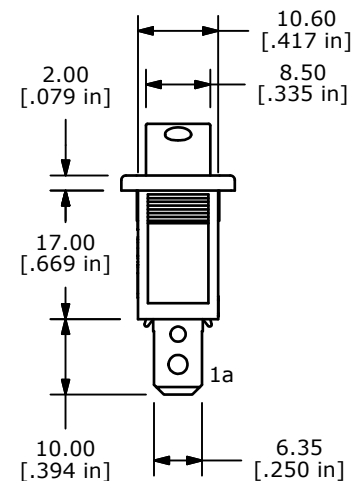
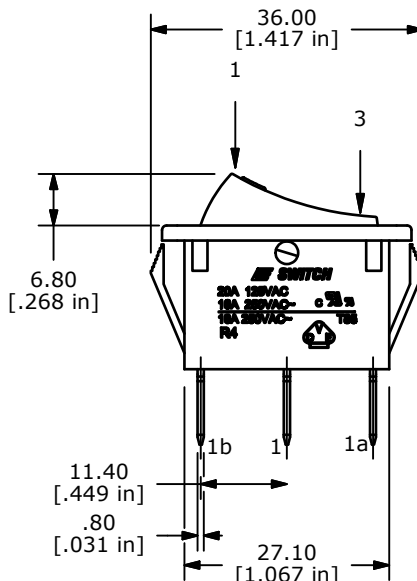
PANEL THICKNESS	X± 0.05
0.75-1.25	29.6-29.7
1.25-2.00	30.1-30.2
2.00-3.00	30.45-30.55

SWITCH FUNCTION	
POS. 1	POS. 3
ON	OFF
1-1a	OPEN



NOTES:

- ALL DIMENSIONS IN MM [INCH]
- GENERAL TOLERANCE: X.X=± 0.4
X.XX=± 0.25
- TERM. NOS. FOR REF. ONLY
- RATING: 20A 125VAC, 16A 250VAC UL APPROVED
16A 250VAC VDE APPROVED
- ELECTRICAL LIFE: OVER 10,000 CYCLES
- MECHANICAL LIFE: OVER 30,000 CYCLES
- CONTACT RESISTANCE: <20 mΩ(INITIAL)
- DIELECTRIC STRENGTH: >1500V 1 min
- INSULATION RESISTANCE: >1,000 mΩ @ 500V DC
- LAMP VOLTAGE: NEON 250VAC
- OPERATING TEMPERATURE: TERMINAL SIDE -20°C to 85°C
ROCKER SIDE -20°C to 55°C
- ▲ DENOTES CRITICAL PARAMETER
- 2002/95/EC (ROHS) COMPLIANT



REV	PCR NO	DESCRIPTION	DATE	BY
G	19899	UPDATE DRAWING	04/28/11	BMA
F	16027	UPDATE NOTES AND DIMS	05/16/06	CT

TITLE R4BWHTREDREDEF2				
SCALE 1:1	DATE 3/9/2006	DR --	DWG M040127	REV G

THE INFORMATION CONTAINED IN THIS DOCUMENT IS PROPRIETARY TO E-SWITCH AND IS NOT TO BE COPIED OR TRANSFERRED