

Cable feed-through plates - MH-25-MULTI-65-PV-BK - 1424582

Please be informed that the data shown in this PDF Document is generated from our Online Catalog. Please find the complete data in the user's documentation. Our General Terms of Use for Downloads are valid (<http://phoenixcontact.com/download>)




Cable feed-through plates, no. of conductors: 25, length: 154 mm, width: 56 mm, height: 20 mm, external cable diameter: 3x 3 mm ... 6 mm , color: black

Why buy this product

- The panel cutouts of size B24 heavy-duty connectors can be used.

Key Commercial Data

Packing unit	1 STK
GTIN	 4 055626 374857
GTIN	4055626374857

Technical data

Dimensions

Length	154 mm
Width	56 mm
Height	20 mm
Drill hole distance, horizontal	130 mm
Drill hole distance, vertical	32 mm
External cable diameter	3x 3 mm ... 6 mm
	9x 3 mm ... 7 mm
	8x 6 mm ... 9 mm
	4x 6 mm ... 12 mm
	1x 10 mm ... 20 mm

Ambient conditions

Degree of protection	IP65
Ambient temperature (operation)	-40 °C ... 90 °C

General

Cable feed-through plates - MH-25-MULTI-65-PV-BK - 1424582

Technical data

General

No. of conductors	25
Material	TPE-SEBS
	PP (Core)
	TPE-SEBS (external material)
Flammability rating according to UL 94	V0
Color	black
Note	incl. mounting screws
Installation instructions	M4 mounting screw, torque: 1.8 Nm, SW5 Allen key
	The mounting screws included should be used for assembly. Assembly steps: 1) Fix Multigates with the mounting screws provided (observe torque) 2) Make a hole in the membrane (with a screwdriver) or cut off the tip of the cone 3) Guide the cable through the opening (from the outside). Withdraw the cable approximately 20 mm (to improve strain relief).

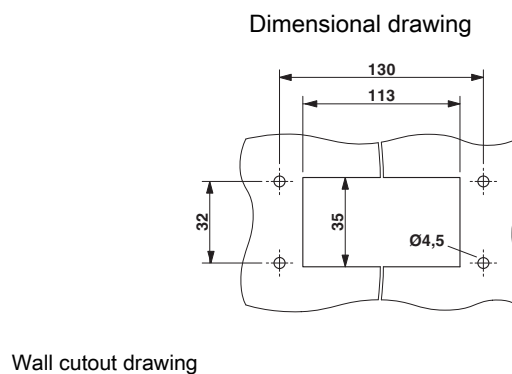
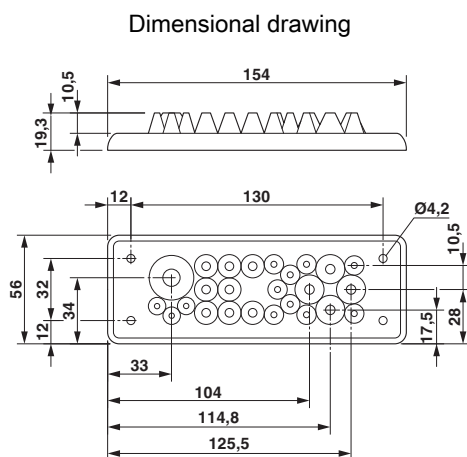
Standards and Regulations

Flammability rating according to UL 94	V0
--	----

Environmental Product Compliance

China RoHS	Environmentally friendly use period: unlimited = EFUP-e
	No hazardous substances above threshold values

Drawings



Dimensional drawing

Approvals

Approvals

Cable feed-through plates - MH-25-MULTI-65-PV-BK - 1424582


Approvals

Approvals

EAC

Ex Approvals

Approval details

EAC		EAC-Zulassung
-----	---	---------------

Phoenix Contact 2018 © - all rights reserved
<http://www.phoenixcontact.com>

PHOENIX CONTACT GmbH & Co. KG
Flachsmarktstr. 8
32825 Blomberg
Germany
Tel. +49 5235 300
Fax +49 5235 3 41200
<http://www.phoenixcontact.com>