


Power Amplifier Support Components

EVALUATION KIT


EK57 is an easy to use engineering platform for prototype evaluation. The PC board is also a good starting point for an application specific layout. Provided items include: PC board, heatsink rated at 1.48°C/W, cage jacks, ceramic bypass capacitors, electrolytic bypass capacitors, two values of current limit resistors with heatsink, a high current I/O screw connection terminal strip, and spacers. The amplifier is sold separately. Common hardware such as screws, nuts and user's preference for low current I/O connectors are not provided.

HEATSINKS

The following heatsinks are mechanically compatible with this amplifier. Thermal ratings are for optimum mounting in free air.



HS18 1°C/W




HS31 1.48°C/W

CAGE JACKS



MS11



Part number MS11 consists of a carrier strip of 30 cage jacks. The strip can easily be cut to any desired number of cage jacks. These are mounted directly in a print circuit board. After soldering, the carrier is pulled off the cage jacks. Use a spacer between the PCB and the heatsink to avoid short circuits.

THERMAL INTERFACE

Apply a thin even layer of thermal grease to the amplifier. A straight edge is useful here. Place amplifier on the heatsink and with thumbs apply pressure while moving in a circular motion to insure a void free interface. Insert fasteners and torque lightly.