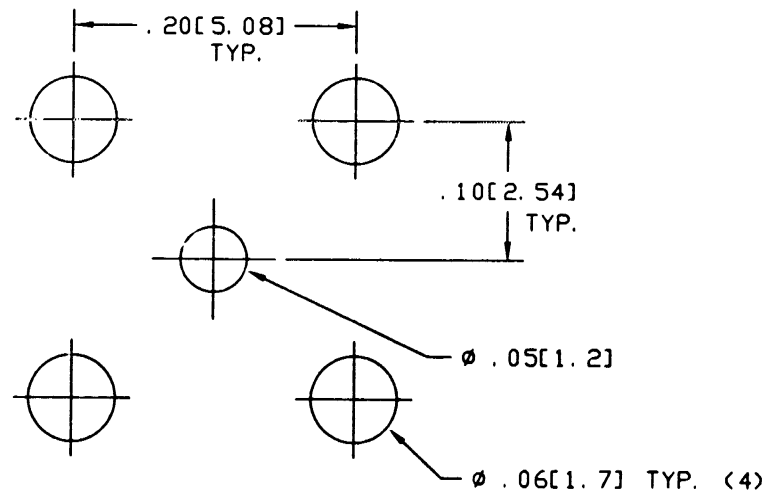
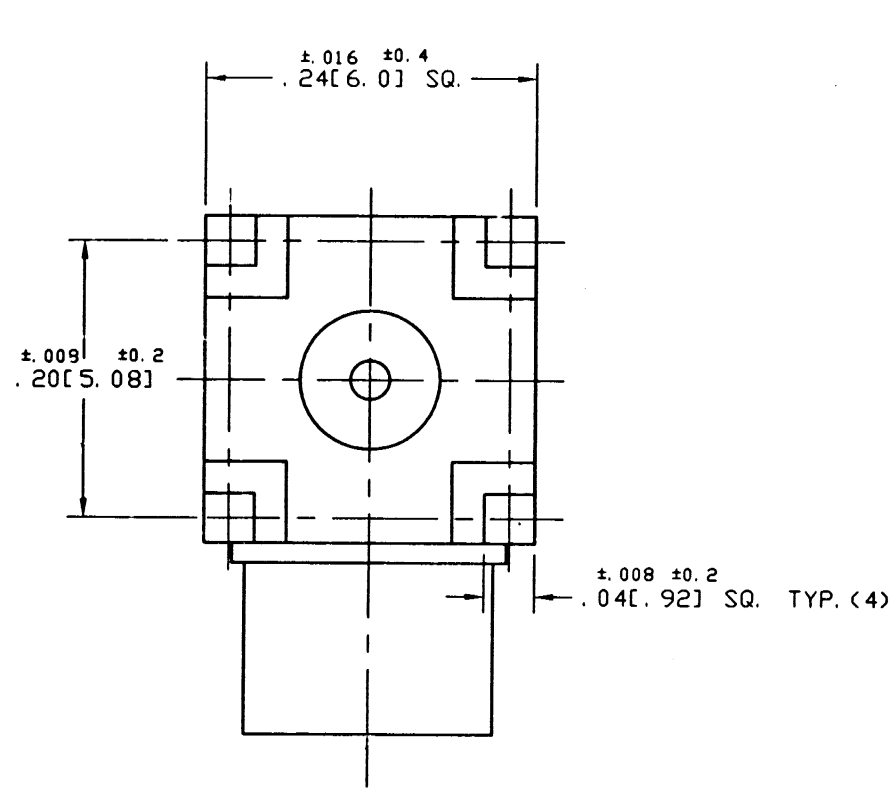


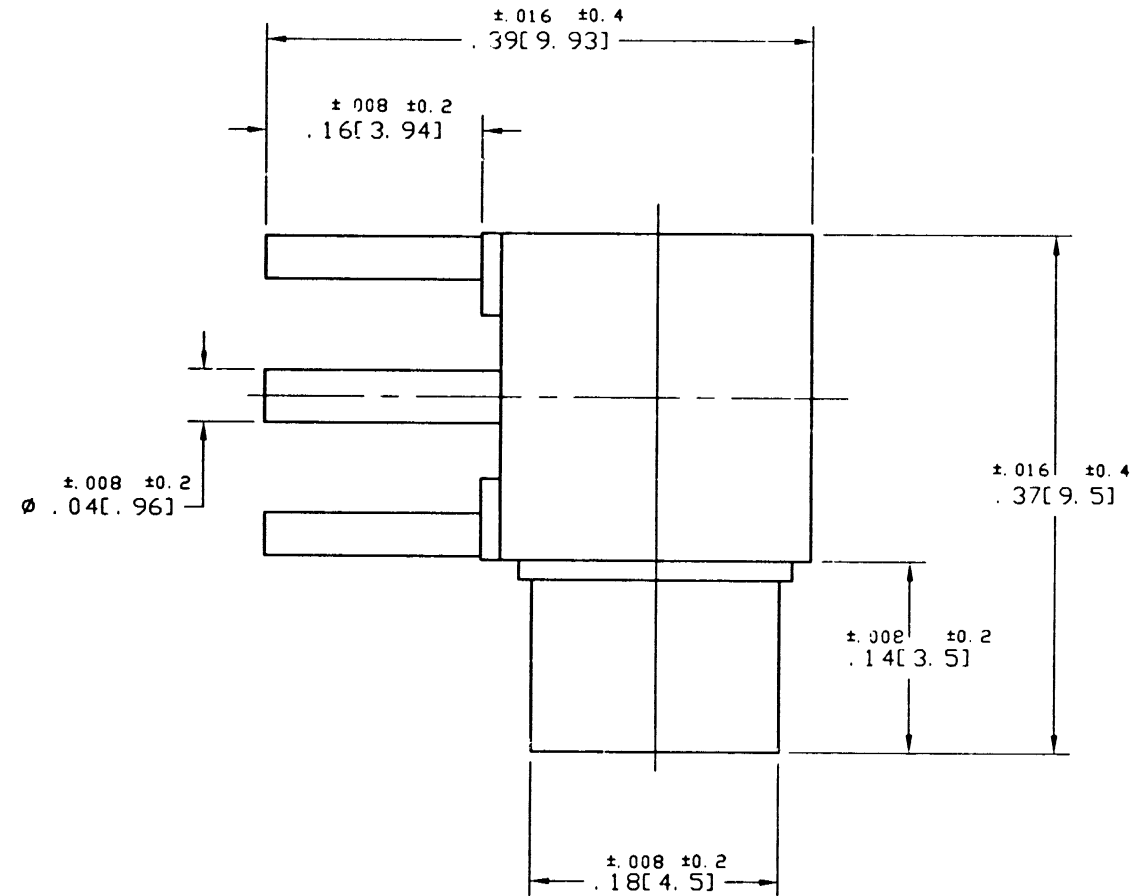
NOTES:

- MATERIALS OF CONSTRUCTION:
 BODY, HOUSING = BRASS, GOLD PLATED.
 CONTACT PIN = BERYLLIUM COPPER, GOLD PLATED.
 INSULATORS = PTFE MIL-P-19468.
- DO NOT SCALE THIS DRAWING.
- UNLESS OTHERWISE SPECIFIED, ALL DIMENSIONS ARE AFTER PLATING.

919-119J-51 AX		REVISIONS			
DRAWING NO.	REV	DESCRIPTION	DATE	ECO	APPR
THIRD ANGLE PROJ.	A	RELEASE TO MFG.			CPM/



PCB MOUNTING HOLES



CUSTOMER OUTLINE DRAWING

UNLESS OTHERWISE SPECIFIED, DIMENSIONS ARE IN INCHES AND TOLERANCES ARE:
 2 PLACE DECIMAL 3 PLACE DECIMAL ANGLES
 ±.015 (0.381 mm) ±.005 (0.127 mm) ± 1°

NOTICE - These drawings, specifications, or other data (1) are, and remain the property of Amphenol Corp. (2) must be returned upon request, and (3) are confidential and not to be disclosed to any person other than those to whom they are given by Amphenol Corp. The furnishing of these drawings, specifications, or other data by Amphenol Corp., or to any other person for any purpose is not to be regarded by implication or otherwise in any manner licensing, granting rights or permitting such holder or any other person to manufacture, use or sell any product, process or design, patented or otherwise, that may in any way be related to or disclosed by said drawings, specifications, or other data.

MATERIAL	DRAWN C. McGRATH	DATE 7/19/99	TITLE MCX R/A P. C. BOARD RECEPT. JACK	Amphenol Amphenol Corporation RF/Microwave Operations Danbury, Conn. U. S. A. 06810
REFERENCE EAR 967292-0	ENGINEER T. AUBIN	DATE 7/19/99	APPROVED 	SCALE: 8:1 SHEET 2 OF 2
	CAD FILE H:\PETE\MCX\919\ASSY\119J\51 AX000C	CODE ID 74868	DWG SIZE B	DRAWING NO. 919-119J-51 AX
				ISSUE A