

PCB connection terminal block - SPTA 16/ 4-10,0-ZB - 1819228

Please be informed that the data shown in this PDF Document is generated from our Online Catalog. Please find the complete data in the user's documentation. Our General Terms of Use for Downloads are valid (<http://phoenixcontact.com/download>)



PCB terminal block, Nominal current: 76 A, Nom. voltage: 1000 V, Pitch: 10 mm, Number of positions: 4, Connection method: Push-in connection, Mounting: Soldering, Conductor/PCB connection direction: 30 °, Color: green

Product Features



Key commercial data

Packing unit	1 pc
Minimum order quantity	50 pc
Weight per Piece (excluding packing)	40.8 GRM
Custom tariff number	85369010
Country of origin	Germany

Technical data

Dimensions

Pitch	10 mm
Dimension a	30 mm
Pin dimensions	1,2 x 1
Pin spacing	15 mm
Hole diameter	1.7 mm

General

Range of articles	SPTA16/
Insulating material group	I
Rated surge voltage (III/3)	8 kV
Rated surge voltage (III/2)	8 kV
Rated surge voltage (II/2)	6 kV
Rated voltage (III/3)	1000 V

PCB connection terminal block - SPTA 16/ 4-10,0-ZB - 1819228

Technical data

General

Rated voltage (III/2)	1000 V
Rated voltage (II/2)	1000 V
Connection in acc. with standard	EN-VDE
Nominal current I _N	76 A
Nominal cross section	16 mm ²
Insulating material	PA
Solder pin surface	Sn
Inflammability class according to UL 94	V0
Stripping length	18 mm
Number of positions	4

Connection data

Conductor cross section solid min.	0.75 mm ²
Conductor cross section solid max.	10 mm ²
Conductor cross section flexible min.	0.75 mm ²
Conductor cross section flexible max.	16 mm ²
Conductor cross section flexible, with ferrule without plastic sleeve min.	0.75 mm ²
Conductor cross section stranded, with ferrule without plastic sleeve max.	16 mm ²
Conductor cross section flexible, with ferrule with plastic sleeve min.	0.75 mm ²
Conductor cross section flexible, with ferrule with plastic sleeve max.	10 mm ²
Conductor cross section AWG/kcmil min.	18
Conductor cross section AWG/kcmil max	4
2 conductors with same cross section, stranded, TWIN ferrules with plastic sleeve, min.	0.75 mm ²
2 conductors with same cross section, stranded, TWIN ferrules with plastic sleeve, max.	4 mm ²

Classifications

eCl@ss

eCl@ss 4.0	27141111
eCl@ss 4.1	27141109
eCl@ss 5.0	27141190
eCl@ss 5.1	27141190
eCl@ss 6.0	27261101
eCl@ss 7.0	27440401
eCl@ss 8.0	27440401

PCB connection terminal block - SPTA 16/ 4-10,0-ZB - 1819228

Classifications

ETIM

ETIM 3.0	EC001121
ETIM 4.0	EC002637
ETIM 5.0	EC002643

UNSPSC

UNSPSC 6.01	30211801
UNSPSC 7.0901	39121432
UNSPSC 11	39121432
UNSPSC 12.01	39121432
UNSPSC 13.2	39121432

Approvals

Approvals

Approvals

EAC / cULus Recognized

Ex Approvals

Approvals submitted

Approval details

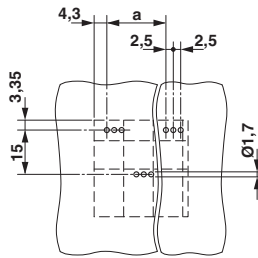
EAC

cULus Recognized		
	B	C
mm ² /AWG/kcmil	18-4	18-4
Nominal current I _N	51 A	51 A
Nominal voltage U _N	600 V	600 V

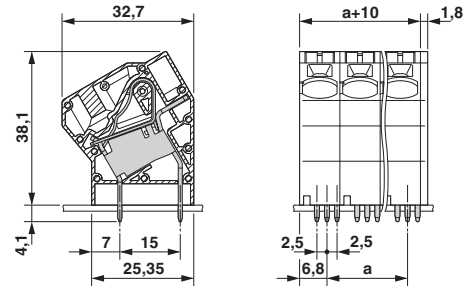
Drawings

PCB connection terminal block - SPTA 16/ 4-10,0-ZB - 1819228

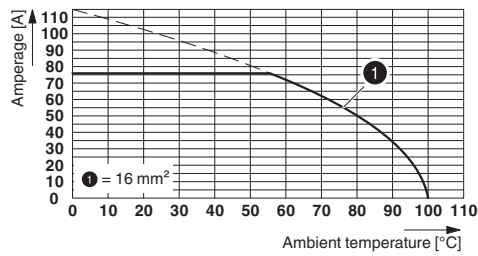
Drilling diagram



Dimensional drawing



Diagram



Type: SPTA 16/ 4-10,0-ZB
Tested in accordance with DIN EN 60512-5-2:2003-01
Reduction factor = 1
Number of positions: 4