
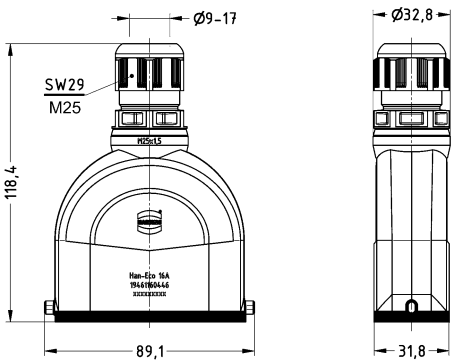

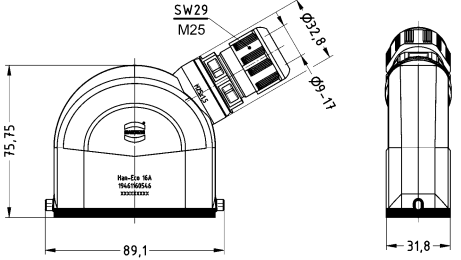

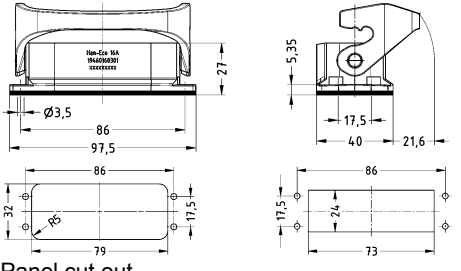


Single locking lever



| Identification   | Cable entry              | Part number                              | Drawing (dimensions in mm)  |
|--|--------------------------|--|---|
| <p>Han-Eco® ,<br/>Hoods,<br/>With integrated cable gland,<br/>Top entry</p>     | <p>1x M20<br/>1x M25</p> | <p>19 46 316 0445<br/>19 46 316 0446</p> |                         |
| <p>Han-Eco® ,<br/>Hoods,<br/>With integrated cable gland,<br/>Side entry</p>  | <p>1x M20<br/>1x M25</p> | <p>19 46 316 0545<br/>19 46 316 0546</p> |                       |
| <p>Han-Eco® ,<br/>Bulkhead mounted housings</p>                               |                          | <p>19 46 216 0301</p>                    |  <p>Panel cut out</p> |

Han-Eco