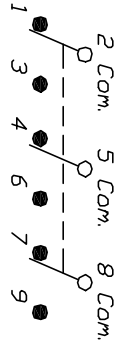
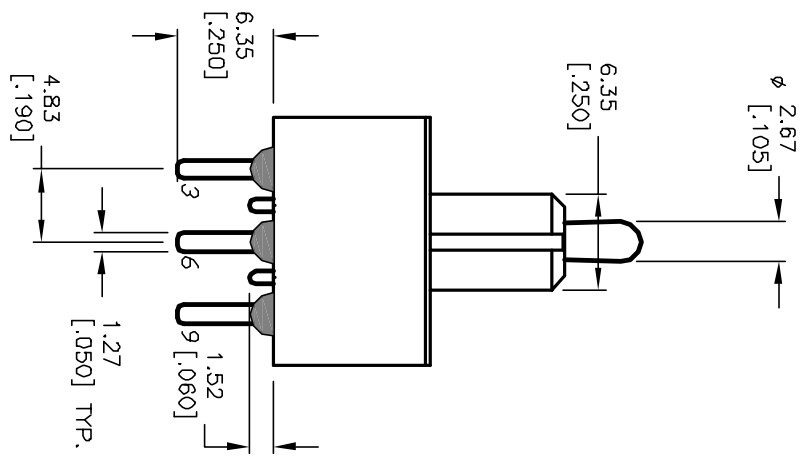
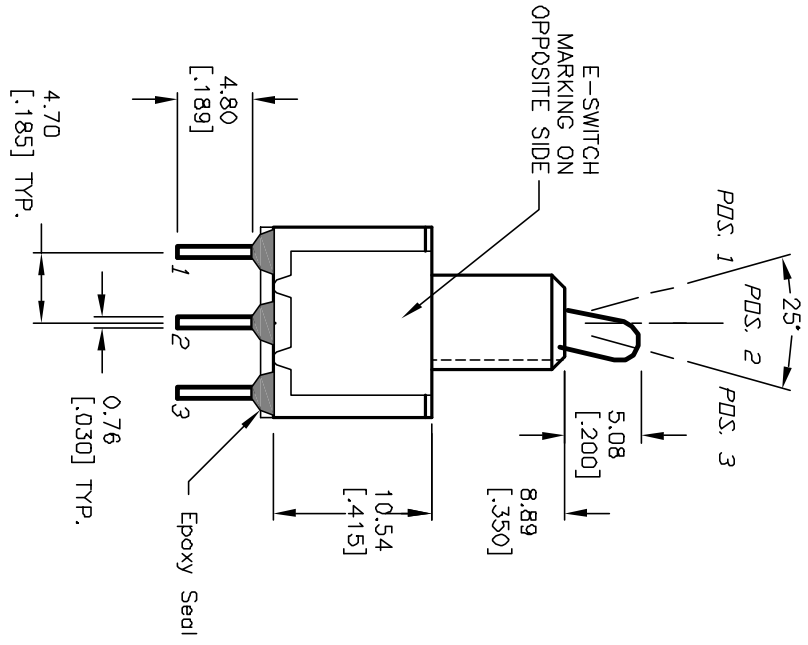
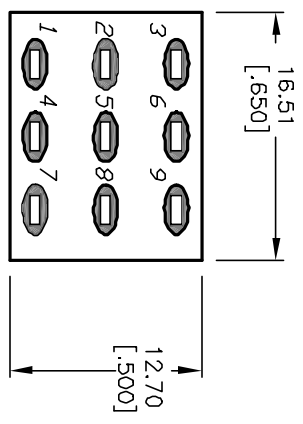
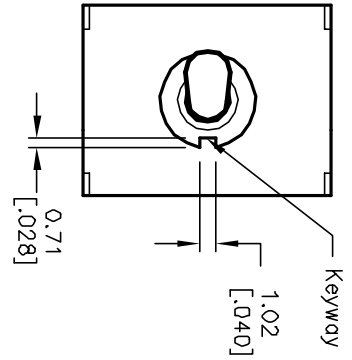


SWITCH FUNCTION		
POS. 1	POS. 2	POS. 3
2-3,5-6 8-9	NONE	2-1,5-4 8-7



- NOTES:
1. ALL DIMENSIONS IN MM [INCH]
 2. GENERAL TOLERANCE: X.X=±0.4
X.XX=±0.25
 3. TERM. NOS. FOR REF. ONLY
 4. RATING: 0.4VA @20V max. AC or DC
 5. MATERIALS: FIXED TERM. & MOVING CONTACT:
Copper Alloy W/Gold plate over
Nickel plate.
 6. ELECTRICAL LIFE: 50,000 make-and-break
cycles at full load.
 7. INSULATION RESISTANCE: 1,000M ohm min.
 8. DIELECTRIC STRENGTH: 1000V RMS @sea level
 9. OPERATING TEMP.: -30°C to 85°C



E-SWITCH®

REV. A	ECN No. 12518	RELEASED FOR PRODUCTION	10/28/02	CJB	SCALE 2:1	DATE 10/28/02	DR CB	DWG T131031	REV A
TITLE 100 3P-1 T2 B2 M2 R E (GOLD CONTACTS)									
THE INFORMATION CONTAINED IN THIS DOCUMENT IS PROPRIETARY TO E-SWITCH AND IS NOT TO BE COPIED OR TRANSMITTED									